

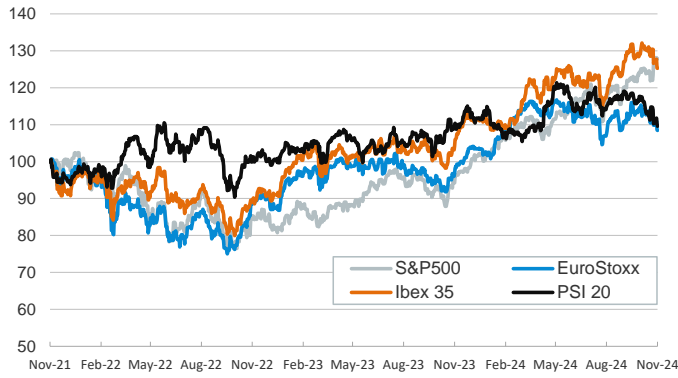
- ▶ US inflation data was in line with consensus expectations: headline inflation rose in October to 2.6% yoy from 2.4% in September, while core inflation, which excludes food and energy, remained at 3.3%. Financial markets continue to price in 25 bp rate cut by the Fed at its upcoming December meeting (with an 85% probability).
- ▶ Euro area sovereign bond yields had a mixed session without a clear direction, edging higher in Germany and lower in the periphery. US Treasury yields initially fell on the back of the inflation numbers, which did not surprise investors, but the longer end reversed the moves and ended slightly higher. Equity markets were mostly flat on both sides of the Atlantic.
- ▶ In currency markets, the dollar extended gains yet again and reached a 12-month high. Against the euro, the dollar traded around 1.05 and against the yen around 155. The dollar's strength weighed slightly on most commodities.
- ▶ Today sees the release of Spain's final inflation for October.

Interest Rates (%)	11/13	11/12	Daily Change (bp)	Weekly Change (bp)	YTD (bp)	YoY Change (bp)
Euro area						
ECB - Official Interest Rate (Depo)	3,25	3,25	0	0	-75	-75
€STR	3,16	3,16	0	0	-72	-74
Swap €STR (10Y)	2,24	2,23	1	-2	-4	-74
3 months (Euribor)	3,02	3,03	-1	-3	-89	-98
12 months (Euribor)	2,50	2,50	-1	-15	-102	-155
Germany - 2-Year Bond	2,17	2,13	3	-1	-21	-92
Germany - 10-Year Bond	2,39	2,36	3	-1	45	-32
France - 10-Year Bond	3,15	3,13	2	-2	68	-14
Spain - 10-Year Bond	3,12	3,12	0	-4	21	-65
Portugal - 10-Year Bond	2,86	2,86	-1	-5	30	-58
Italy - 10-Year Bond	3,63	3,64	-1	-10	4	-93
Risk premium - France (10Y)	76	77	-1	-1	23	18
Risk premium - Spain (10Y)	73	75	-3	-2	-23	-33
Risk premium - Portugal (10Y)	47	50	-4	-3	-14	-25
Risk premium - Italy (10Y)	124	128	-4	-9	-41	-60
US						
Fed - Lower Bound*	4,50	4,50	0	-25	-75	-75
Fed Funds Rate Future (Dec.-24)	4,49	4,51	-2	-2	65	-21
3 months (SOFR)	4,52	4,52	0	0	-81	-86
12 months (SOFR)	4,32	4,24	8	12	-45	-101
2-Year Bond	4,29	4,34	-5	3	4	-74
10-Year Bond	4,45	4,43	2	2	57	-19
Stock Markets						
CaixaBank	5,50	5,44	1,2	-1,2	47,7	40,1
Ibex 35	11377	11383	0,0	-1,0	12,6	20,2
PSI 20	6295	6333	-0,6	-0,6	-1,6	-0,1
DAX	19003	19034	-0,2	-0,2	13,4	23,8
CAC 40	7217	7227	-0,1	-2,1	-4,3	1,8
Eurostoxx50	4740	4745	-0,1	-1,3	4,8	12,0
S&P 500	5985	5984	0,0	1,0	25,5	35,7
Nasdaq	19231	19281	-0,3	1,3	28,1	39,7
Nikkei 225	38722	39376	-1,7	-1,9	15,7	18,8
MSCI Emerging Index	1094	1103	-0,9	-3,4	6,8	14,9
MSCI Emerging Asia	603	609	-1,0	-3,7	11,1	18,5
MSCI Emerging Latin America	2091	2102	-0,5	-2,6	-21,5	-11,2
Shanghai	3439	3422	0,5	1,6	15,6	12,9
VIX Index	14,02	14,71	-4,7	-13,8	12,6	-5,0
Currencies						
EUR/USD	1,056	1,062	-0,6	-1,5	-4,3	-1,3
EUR/GBP	0,83	0,83	-0,2	-0,2	-4,1	-4,6
EUR/CHF	0,94	0,94	-0,1	-0,5	0,8	-3,0
USD/JPY	155,46	154,61	0,5	0,5	10,2	2,5
USD/CNY	7,23	7,23	0,0	0,8	1,9	-0,8
Commodities						
Global Commodities Index	96,7	96,8	-0,1	-1,4	-1,9	-6,2
Brent (US\$/barrel)	72,3	71,9	0,5	-3,5	-6,2	-12,4
TTF Natural Gas-1M Future (€/MWh)	43,7	44,3	-1,3	8,1	35,0	-8,8
TTF Natural Gas-Dec.-24 Future (€/MWh)	39,7	39,9	-0,5	3,4	3,9	-24,0
Gold (US\$/ounce)	2573,0	2598,4	-1,0	-3,2	24,7	32,2

* To ensure the best comparability between USD and EUR policy rates, we are now displaying the lower bound of the Federal Funds Target Rate and the ECB's Deposit Facility Rate, respectively

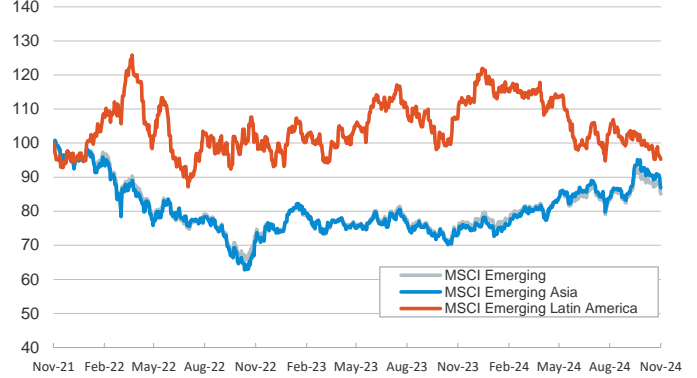
Main advanced stock markets

Index (100=Three years ago)



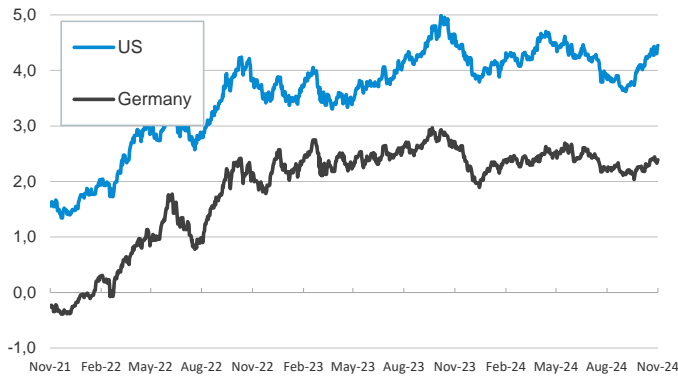
Emerging economies stock markets

Index (100=Three years ago)



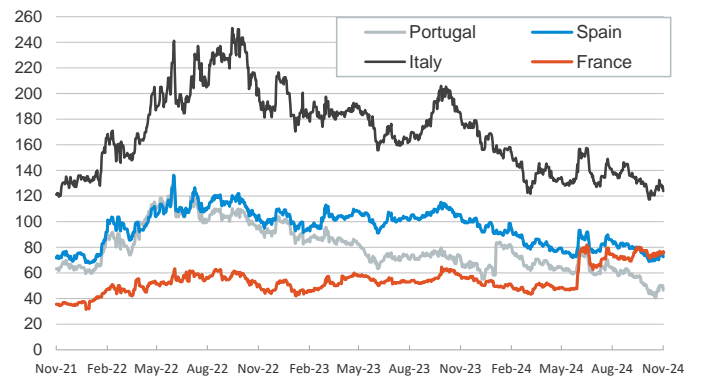
Yield on 10-year public debt: U.S. and Germany

(%)



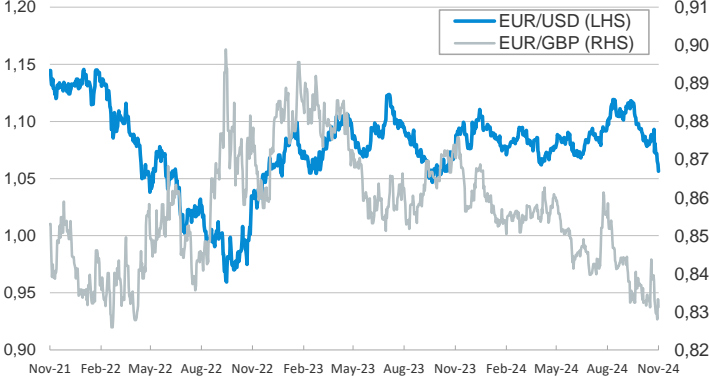
Risk Premium on 10-year debt: France, Italy, Spain, and Portugal

(basis points)



Exchange rate: Advanced-economy currencies

(Dollars per euro)



Exchange rate: Emerging economies Index

Index (100=Three years ago)



Brent oil price

(US\$/barrel)



Dutch TTF Natural gas price

(€/MWh)



Notice regarding publication of the CaixaBank "Daily Report".

The "Daily Report" is a publication by CaixaBank Research that contains information and opinions from sources considered to be reliable. This document is for informative purposes only and CaixaBank is not liable in any way for any use made thereof. The opinions and estimates are those of the CaixaBank Research and are liable to change without prior notice.