

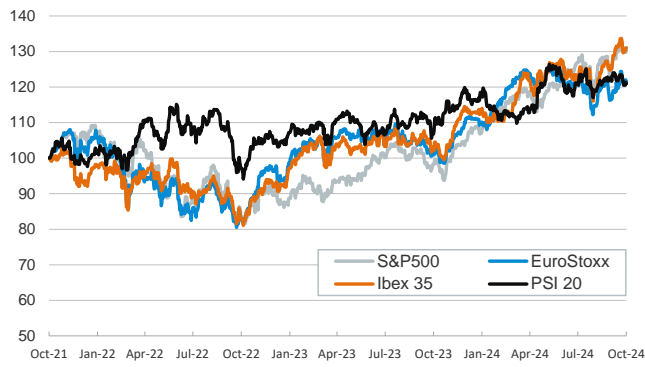
- ▶ Financial markets had another mixed session on Tuesday, with little in the way of data releases to guide investors. In the money market, interbank rates moved higher on both sides of the Atlantic as investors reassessed their expectations for central banks' policy. Fed officials speaking yesterday stressed the importance of a cautious Fed in achieving its twin target.
- ▶ Government bond yields were broadly lower on both sides of the Atlantic. On the data front, yesterday's US foreign trade figures for August showed record exports resulted in a narrow deficit for the month. In the eurozone, German industrial production for August surprised to the upside, although the sector remains in the doldrums.
- ▶ Equity markets were mixed around the world, mostly lower in the eurozone and higher in the US, driven by large-cap technology companies, with volatility falling sharply. In the currency market, the dollar was flat against its peers. In commodities, oil prices fell on concerns about the effectiveness of the Chinese stimulus to boost the economy.

Interest Rates (%)	10/8	10/7	Daily Change (bp)	Weekly Change (bp)	YTD (bp)	YoY Change (bp)
Euro area						
ECB - Official Interest Rate (Depo)	3,50	3,50	0	0	-50	-50
€STR	3,41	3,41	0	0	-47	-49
Swap €STR (10Y)	2,34	2,36	-1	22	5	-90
3 months (Euribor)	3,27	3,27	0	1	-64	-72
12 months (Euribor)	2,80	2,71	9	5	-72	-140
Germany - 2-Year Bond	2,23	2,25	-2	21	-15	-91
Germany - 10-Year Bond	2,24	2,26	-1	21	30	-64
France - 10-Year Bond	3,01	3,03	-1	20	54	-46
Spain - 10-Year Bond	2,99	3,02	-3	16	9	-102
Portugal - 10-Year Bond	2,75	2,78	-3	14	20	-90
Italy - 10-Year Bond	3,54	3,57	-3	18	-5	-137
Risk premium - France (10Y)	77	77	0	-1	24	18
Risk premium - Spain (10Y)	75	77	-2	-5	-21	-37
Risk premium - Portugal (10Y)	51	52	-1	-7	-10	-26
Risk premium - Italy (10Y)	130	132	-2	-3	-35	-72
US						
Fed - Lower Bound*	4,75	4,75	0	0	-50	-50
Fed Funds Rate Future (Dec.-24)	4,50	4,50	0	17	66	63
3 months (SOFR)	4,68	4,64	4	7	-65	-73
12 months (SOFR)	4,16	4,05	11	34	-61	-124
2-Year Bond	3,96	4,00	-4	36	-29	-112
10-Year Bond	4,01	4,03	-2	28	13	-79
Stock Markets						
	10/8	10/7	Daily Change (%)	Weekly Change (%)	YTD (%)	YoY Change (%)
CaixaBank	5,35	5,36	-0,1	5,5	43,7	40,2
Ibex 35	11735	11718	0,1	0,5	16,2	27,1
PSI 20	6669	6693	-0,4	-1,0	4,3	13,3
DAX	19066	19104	-0,2	-0,8	13,8	25,2
CAC 40	7521	7576	-0,7	-0,7	-0,3	6,5
Eurostoxx50	4949	4970	-0,4	-0,1	9,5	19,4
S&P 500	5751	5696	1,0	0,7	20,6	33,5
Nasdaq	18183	17924	1,4	1,5	21,1	35,4
Nikkei 225	38938	39333	-1,0	0,7	16,4	25,6
MSCI Emerging Index	1156	1184	-2,3	-1,4	12,9	23,4
MSCI Emerging Asia	641	660	-2,8	-1,3	18,2	27,1
MSCI Emerging Latin America	2210	2231	-0,9	-1,1	-17,0	2,1
Shanghai	3490	3336	4,6	4,6	17,3	12,2
VIX Index	21,42	22,64	-5,4	11,2	72,0	22,8
Currencies						
	10/8	10/7	Daily Change (%)	Weekly Change (%)	YTD (%)	YoY Change (%)
EUR/USD	1,098	1,098	0,0	-0,8	-0,5	3,7
EUR/GBP	0,84	0,84	-0,1	0,6	-3,3	-3,1
EUR/CHF	0,94	0,94	0,4	0,5	1,3	-2,3
USD/JPY	148,20	148,18	0,0	3,2	5,1	-0,8
USD/CNY	7,06	7,02	0,6	0,6	-0,5	-3,2
Commodities						
	10/8	10/7	Daily Change (%)	Weekly Change (%)	YTD (%)	YoY Change (%)
Global Commodities Index	100,1	102,2	-2,0	-1,2	1,5	-2,4
Brent (US\$/barrel)	77,2	80,9	-4,6	4,9	0,2	-8,7
TTF Natural Gas-1M Future (€/MWh)	38,9	40,2	-3,3	-0,9	20,3	1,8
TTF Natural Gas-Dec.-24 Future (€/MWh)	38,8	39,7	-2,4	0,1	1,4	-19,4
Gold (US\$/ounce)	2621,8	2642,6	-0,8	-1,6	27,1	43,0

* To ensure the best comparability between USD and EUR policy rates, we are now displaying the lower bound of the Federal Funds Target Rate and the ECB's Deposit Facility Rate, respectively

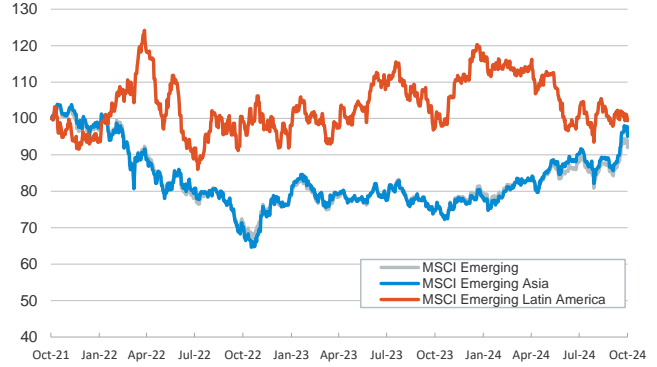
Main advanced stock markets

Index (100=Three years ago)



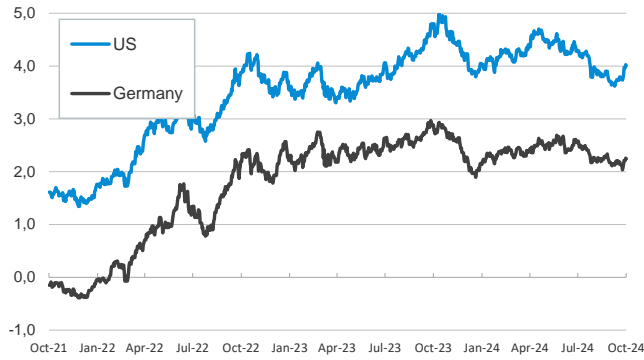
Emerging economies stock markets

Index (100=Three years ago)



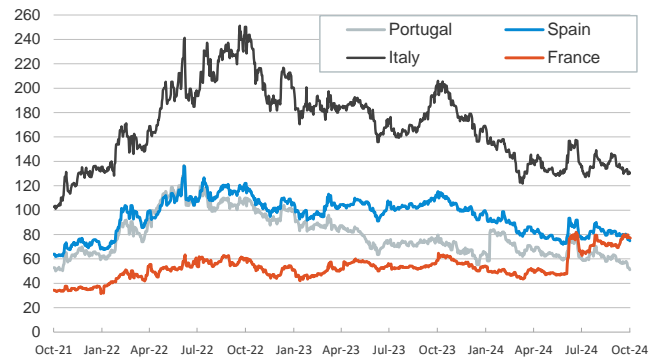
Yield on 10-year public debt: U.S. and Germany

(%)



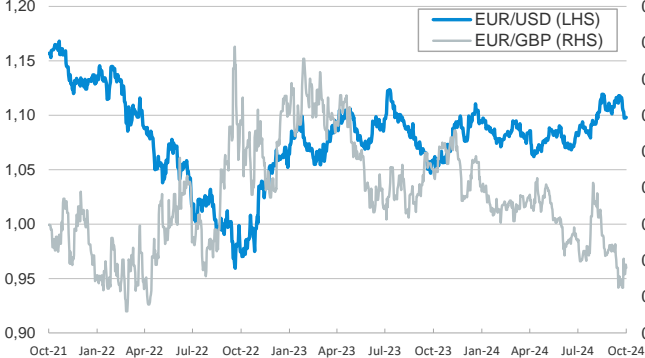
Risk Premium on 10-year debt: France, Italy, Spain, and Portugal

(basis points)



Exchange rate: Advanced-economy currencies

(Dollars per euro)



Exchange rate: Emerging economies Index

Index (100=Three years ago)



Brent oil price

(US\$/barrel)



Dutch TTF Natural gas price

(€/MWh)



Notice regarding publication of the CaixaBank "Daily Report".

The "Daily Report" is a publication by CaixaBank Research that contains information and opinions from sources considered to be reliable. This document is for informative purposes only and CaixaBank is not liable in any way for any use made thereof. The opinions and estimates are those of the CaixaBank Research and are liable to change without prior notice.