

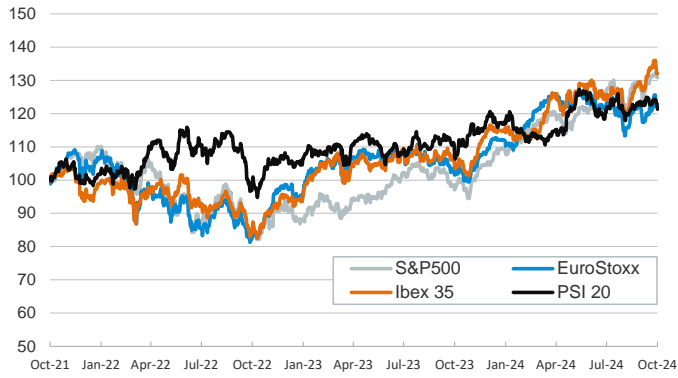
- ▶ Risk-off sentiment continued to dominate financial markets as tensions mounted in the Middle East. Oil prices rose 5%, with the Brent reference closing around \$77/barrel, and the dollar strengthened.
- ▶ On the macro front, the US ISM services index climbed to 54.9, its highest level since February 2023, another sign of the strength of the US economy. Sovereign bond yields rose as investors continued to weigh central banks' next steps and the state of the economy.
- ▶ Global equity markets sold off. Euro area losses were led by French equities where sentiment continued to be weighed down by an uncertain fiscal outlook. In the US, stocks ended only slightly lower as they recouped early trading losses following the ISM report.
- ▶ Today, all eyes will be on the US September employment report and on further developments in the Middle East

Interest Rates (%)	10/3	10/2	Daily Change (bp)	Weekly Change (bp)	YTD (bp)	YoY Change (bp)
Euro area						
ECB - Official Interest Rate (Depo)	3,50	3,50	0	0	-50	-50
€STR	3,41	3,41	0	-1	-48	-49
Swap €STR (10Y)	2,24	2,20	5	-3	-4	-107
3 months (Euribor)	3,24	3,25	-1	-11	-67	-73
12 months (Euribor)	2,71	2,75	-3	-4	-80	-150
Germany - 2-Year Bond	2,08	2,04	4	-5	-29	-113
Germany - 10-Year Bond	2,14	2,09	5	-4	20	-82
France - 10-Year Bond	2,94	2,87	8	-4	47	-59
Spain - 10-Year Bond	2,93	2,89	5	-3	3	-114
Portugal - 10-Year Bond	2,71	2,66	5	-4	16	-100
Italy - 10-Year Bond	3,48	3,42	6	0	-11	-145
Risk premium - France (10Y)	80	77	3	0	27	23
Risk premium - Spain (10Y)	79	79	0	1	-17	-31
Risk premium - Portugal (10Y)	57	57	-1	0	-4	-18
Risk premium - Italy (10Y)	134	133	1	4	-31	-63
US						
Fed - Lower Bound*	4,75	4,75	0	0	-50	-50
Fed Funds Rate Future (Dec.-24)	4,35	4,33	2	5	52	48
3 months (SOFR)	4,59	4,60	-1	-1	-74	-82
12 months (SOFR)	3,83	3,82	1	9	-94	-165
2-Year Bond	3,71	3,64	7	8	-54	-144
10-Year Bond	3,85	3,78	7	5	-3	-95
Stock Markets						
CaixaBank	5,17	5,11	1,3	-8,6	38,8	39,0
Ibex 35	11618	11610	0,1	-2,8	15,0	26,8
PSI 20	6646	6695	-0,7	-1,9	3,9	12,7
DAX	19015	19165	-0,8	-1,2	13,5	26,1
CAC 40	7478	7578	-1,3	-3,4	-0,9	6,9
Eurostoxx50	4921	4963	-0,8	-2,2	8,8	20,2
S&P 500	5700	5710	-0,2	-0,8	19,5	34,8
Nasdaq	17918	17925	0,0	-1,5	19,4	37,2
Nikkei 225	38552	37809	2,0	-1,0	15,2	23,4
MSCI Emerging Index	1173	1188	-1,3	0,8	14,6	24,9
MSCI Emerging Asia	653	661	-1,2	1,9	20,3	29,4
MSCI Emerging Latin America	2211	2253	-1,9	-2,6	-17,0	0,7
Shanghai	3336	3336	0,0	11,2	12,2	7,3
VIX Index	20,49	18,90	8,4	33,3	64,6	3,6
Currencies						
EUR/USD	1,103	1,105	-0,1	-1,3	-0,1	5,4
EUR/GBP	0,84	0,83	1,0	0,9	-3,0	-3,0
EUR/CHF	0,94	0,94	0,2	-0,5	1,3	-2,4
USD/JPY	146,93	146,47	0,3	1,5	4,2	-1,4
USD/CNY	7,02	7,02	0,0	0,1	-1,1	-3,8
Commodities						
Global Commodities Index	102,3	101,5	0,8	2,4	3,7	-1,1
Brent (US\$/barrel)	77,6	73,9	5,0	8,4	0,8	-14,6
TTF Natural Gas-1M Future (€/MWh)	39,9	38,6	3,4	5,3	23,4	7,9
TTF Natural Gas-Dec.-24 Future (€/MWh)	39,3	38,6	1,9	5,7	2,7	-16,3
Gold (US\$/ounce)	2655,9	2658,7	-0,1	-0,6	28,7	45,7

* To ensure the best comparability between USD and EUR policy rates, we are now displaying the lower bound of the Federal Funds Target Rate and the ECB'S Deposit Facility Rate, respectively

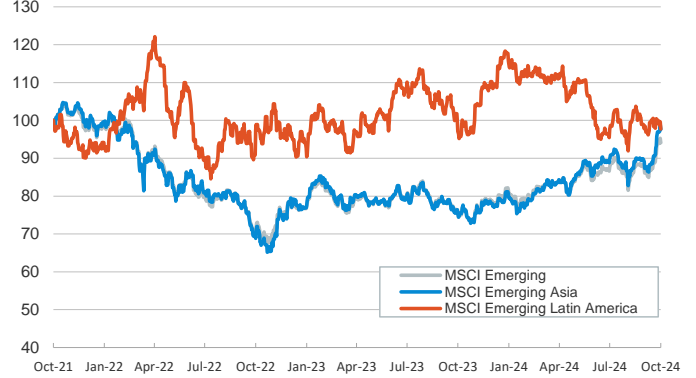
Main advanced stock markets

Index (100=Three years ago)



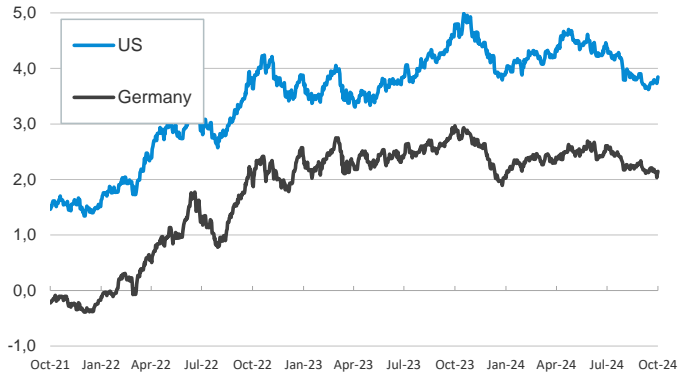
Emerging economies stock markets

Index (100=Three years ago)



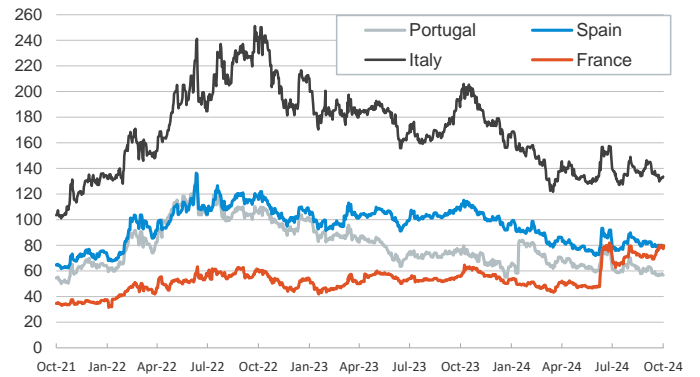
Yield on 10-year public debt: U.S. and Germany

(%)



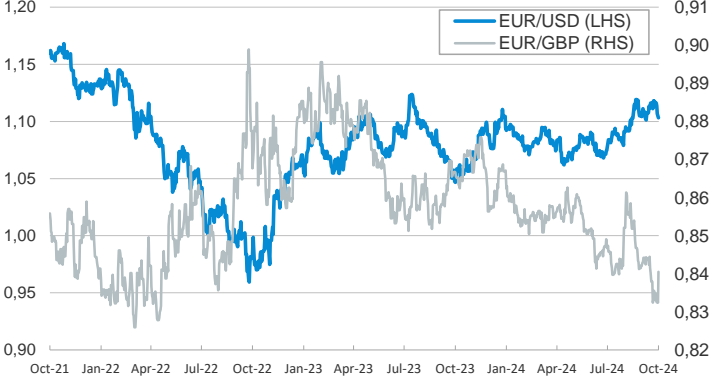
Risk Premium on 10-year debt: France, Italy, Spain, and Portugal

(basis points)



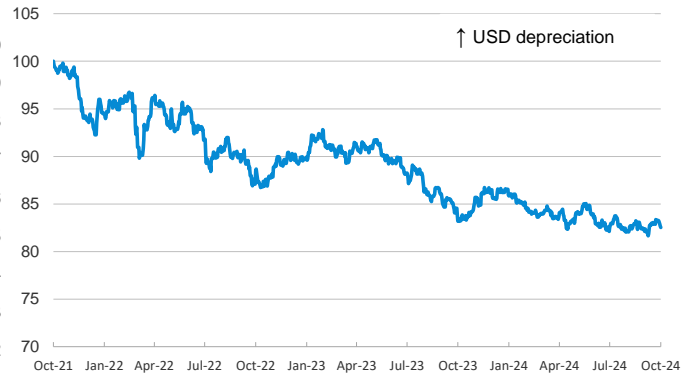
Exchange rate: Advanced-economy currencies

(Dollars per euro)



Exchange rate: Emerging economies Index

Index (100=Three years ago)



Brent oil price

(US\$/barrel)



Dutch TTF Natural gas price

(€/MWh)



Notice regarding publication of the CaixaBank "Daily Report".

The "Daily Report" is a publication by CaixaBank Research that contains information and opinions from sources considered to be reliable. This document is for informative purposes only and CaixaBank is not liable in any way for any use made thereof. The opinions and estimates are those of the CaixaBank Research and are liable to change without prior notice.