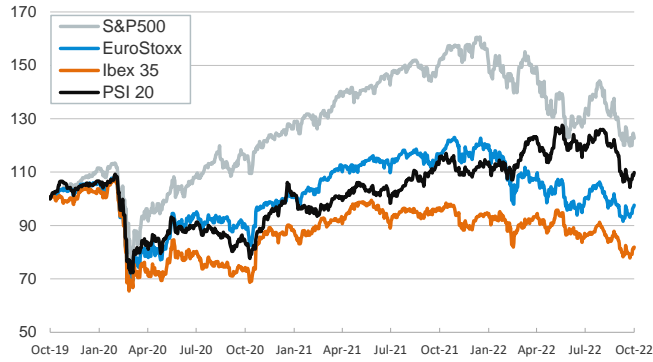


- ▶ In yesterday's session, politics centered the stage in financial markets, following the resignation of UK Prime Minister Liz Truss due to the loss of confidence in her government. The Conservative Party is expected to present a new leader before the end of October and ahead of the release of the widely expected fiscal plan.
- ▶ Financial markets received the news positively, with the British pound strengthening against most of its peers and recovering part of the losses registered in the previous weeks. Elsewhere, stock indices rose across the board and yields on sovereign bonds ticked up in the euro area and more sharply in the US.
- ▶ On monetary policy, some FOMC members noted the Fed is likely to stop rate hikes at some point during next year to assess the impact of the cumulated tightening on the economy. In particular, Chicago Fed President Evans said that there might be non-linearities in this impact, a warning on the central bank limits to tackle elevated inflation.

Interest Rates (%)	10/20	10/19	Daily Change (basis points)	Weekly Change (basis points)	YTD (basis points)	YoY Change (basis points)
<b>Eurozone</b>						
ECB - Official Interest Rate (Refi)	1.25	1.25	0	0	125	125
€STR	0.66	0.66	0	0	125	123
Swap €STR (10Y)	3.02	2.98	4	5	293	292
3 months (Euribor)	1.50	1.46	4	12	207	205
12 months (Euribor)	2.73	2.68	5	7	323	321
Germany - 2-Year Bond	2.12	2.10	3	20	274	277
Germany - 10-Year Bond	2.40	2.38	3	12	258	251
France - 10-Year Bond	2.96	2.95	1	8	276	272
Spain - 10-Year Bond	3.53	3.53	1	9	297	301
Portugal - 10-Year Bond	3.45	3.45	1	9	299	304
Italy - 10-Year Bond	4.74	4.76	-2	7	357	380
Risk premium - Spain (10Y)	113	115	-2	-3	39	50
Risk premium - Portugal (10Y)	105	107	-2	-3	41	54
Risk premium - Italy (10Y)	234	239	-5	-4	99	130
<b>US</b>						
Fed - Upper Bound	3.25	3.25	0	0	300	300
3 months (Libor)	4.28	4.28	0	20	407	416
12 months (Libor)	5.34	5.34	0	23	476	504
2-Year Bond	4.61	4.56	5	15	388	416
10-Year Bond	4.23	4.13	10	29	272	253
<b>Stock Markets</b>						
	10/20	10/19	Daily Change (%)	Weekly Change (%)	YTD (%)	YoY Change (%)
CaixaBank	3.50	3.41	2.8	3.7	45.1	37.3
Ibex 35	7644	7584	0.8	4.0	-12.3	-14.5
PSI 20	5466	5426	0.7	4.0	-1.8	-4.6
MIB	21702	21472	1.1	4.4	-20.6	-18.2
DAX	12767	12741	0.2	3.3	-19.6	-17.5
CAC 40	6087	6041	0.8	3.5	-14.9	-9.0
Eurostoxx50	3493	3471	0.6	3.9	-18.7	-16.0
FTSE 100	6944	6925	0.3	1.4	-6.0	-3.4
S&P 500	3666	3695	-0.8	-0.1	-23.1	-19.4
Nasdaq	10615	10681	-0.6	-0.3	-32.2	-30.2
Nikkei 225	27007	27257	-0.9	2.9	-6.2	-5.9
MSCI Emerging Index	865	866	-0.1	1.2	-29.8	-33.1
MSCI Emerging Asia	450	452	-0.6	0.3	-32.5	-35.6
MSCI Emerging Latin America	2229	2190	1.8	3.5	4.7	2.8
Shanghai	3035	3044	-0.3	0.6	-16.6	-15.6
VIX Index	29.98	30.76	-2.5	-6.1	74.1	99.7
<b>Currencies</b>						
	10/20	10/19	Daily Change (%)	Weekly Change (%)	YTD (%)	YoY Change (%)
EUR/USD	0.979	0.977	0.1	0.1	-13.9	-15.8
EUR/GBP	0.87	0.87	0.0	0.9	3.5	3.4
EUR/CHF	0.98	0.98	0.0	0.3	-5.4	-8.0
USD/JPY	150.15	149.90	0.2	2.1	30.5	31.7
USD/CNY	7.21	7.23	-0.2	0.6	13.5	12.8
USD/MXN	20.04	20.11	-0.3	0.3	-2.4	-1.3
<b>Commodities</b>						
	10/20	10/19	Daily Change (%)	Weekly Change (%)	YTD (%)	YoY Change (%)
Global Commodities Index	111.4	111.2	0.2	-3.9	12.4	8.0
Brent (US\$/barrel)	92.4	92.4	0.0	-2.3	18.8	9.2
Dutch TTF Natural Gas (EUR/MWh)	127.1	112.5	13.0	-17.3	80.8	43.7
Gold (US\$/ounce)	1628.0	1629.4	-0.1	-2.3	-11.0	-8.7

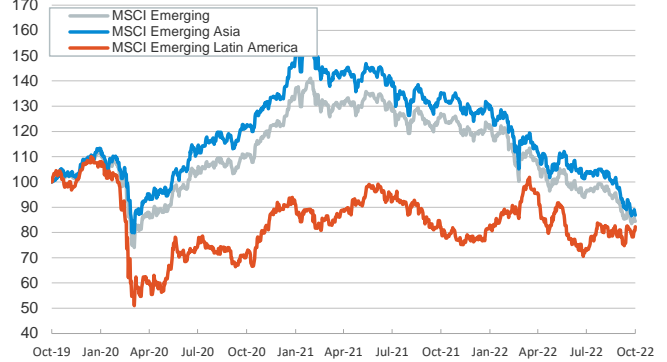
**Main advanced stock markets**

Index (100=Three years ago)



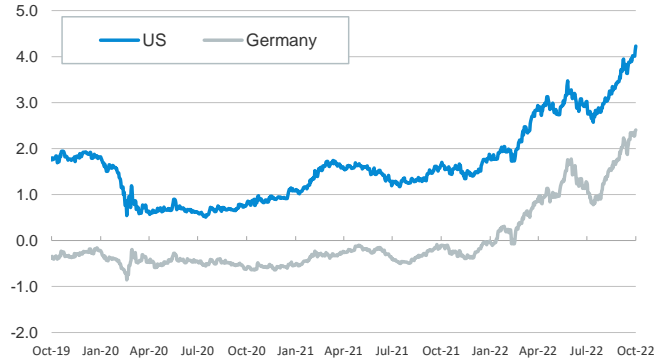
**Emerging economies stock markets**

Index (100=Three years ago)



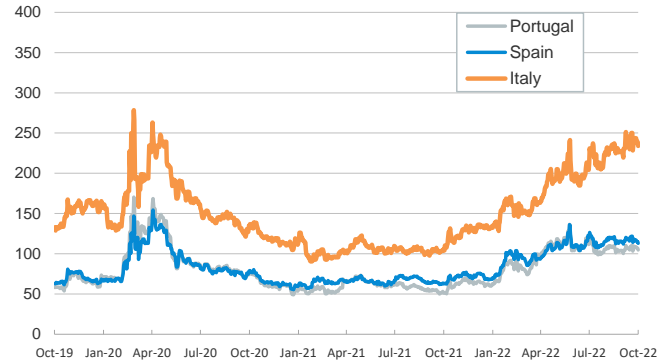
**Yield on 10-year public debt: U.S. and Germany**

(%)



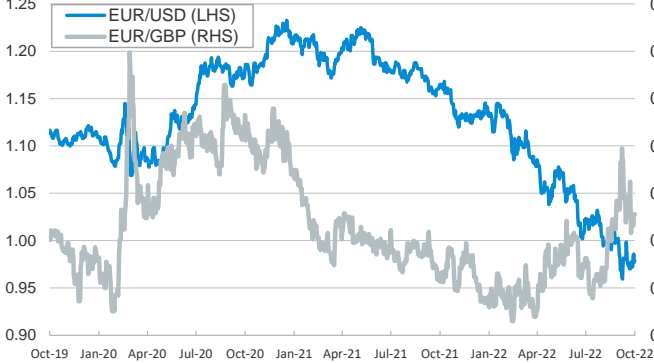
**Risk Premium on 10-year debt: Italy, Spain, and Portugal**

(basis points)



**Exchange rate: Advanced-economy currencies**

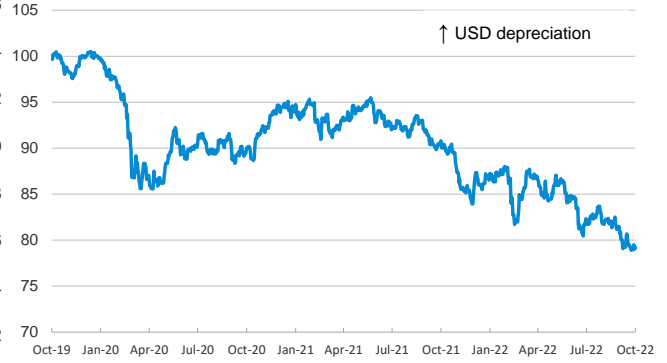
(Dollars per euro)



(GBP per euro)

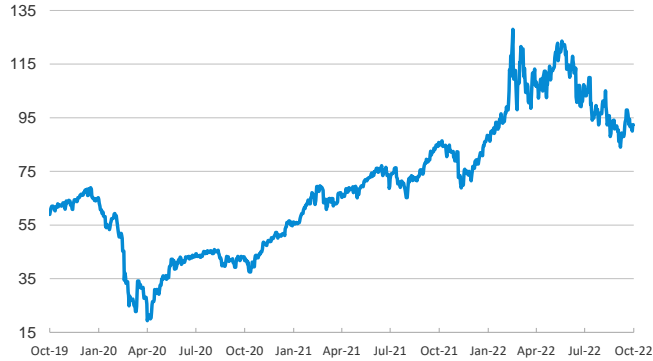
**Exchange rate: Emerging economies Index**

Index (100=Three years ago)



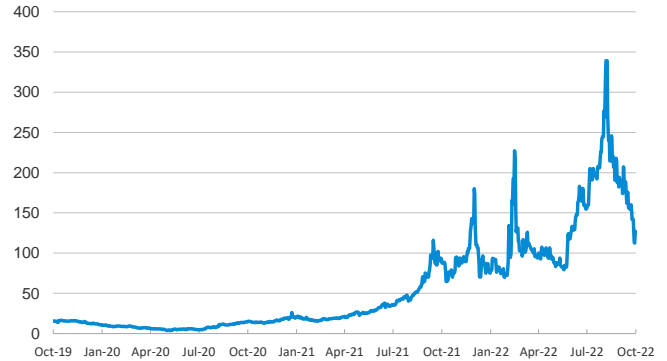
**Brent oil price**

(US\$/barrel)



**Dutch TTF Natural gas price**

(€/MWh)



Notice regarding publication of the CaixaBank "Daily Report".

The "Daily Report" is a publication by CaixaBank Research that contains information and opinions from sources considered to be reliable. This document is for informative purposes only and CaixaBank is not liable in any way for any use made thereof. The opinions and estimates are those of the CaixaBank Research and are liable to change without prior notice.