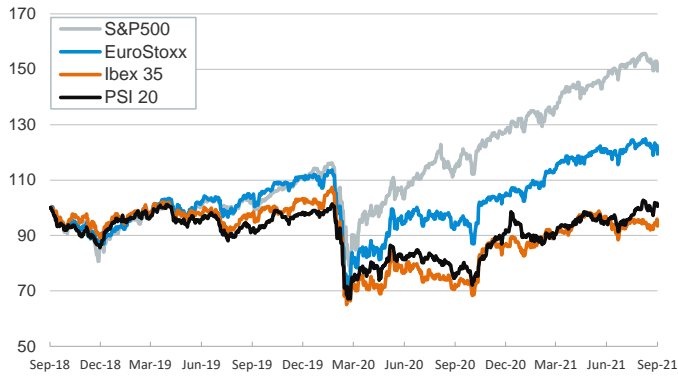


- ▶ Markets suffered a risk-off session amid concerns over the debt ceiling in the U.S. Volatility jumped and stocks were lower across advanced and emerging economies as Republicans blocked a Democratic move to raise the debt limit. U.S. Treasury Secretary Janet Yellen warned that her department will run out of cash around October 18.
- ▶ In FX markets, safe-haven flows sent the USD higher against most currencies. In fixed-income markets, the yield on 10-year U.S. sovereign bonds jumped to a 3-month high and posted a +22bp rise over the last seven days. In Europe, sovereign yields nudged up across core and peripheral countries.
- ▶ On the data front, U.S. consumer confidence fell to a seven-month low in September according to the Conference Board's index (109.3 points). In reference to inflationary pressures from supply bottlenecks, ECB President Christine Lagarde warned against not overreacting "to transitory supply shocks that have no bearing on the medium term".

Interest Rates (%)	9/28	9/27	Daily Change (basis points)	Weekly Change (basis points)	YTD (basis points)	YoY Change (basis points)
Eurozone						
ECB - Official Interest Rate (Refi)	0.00	0.00	0	0	0	0
Eonia	-0.49	-0.49	0	0	1	-2
Swap Eonia (10Y)	0.08	0.06	2	10	39	42
3 months (Euribor)	-0.54	-0.54	0	0	0	-5
12 months (Euribor)	-0.49	-0.49	0	1	1	-6
Germany - 2-Year Bond	-0.68	-0.69	1	3	2	3
Germany - 10-Year Bond	-0.20	-0.22	2	12	37	35
France - 10-Year Bond	0.15	0.12	3	13	49	42
Spain - 10-Year Bond	0.44	0.41	3	12	40	22
Portugal - 10-Year Bond	0.34	0.32	3	10	31	10
Italy - 10-Year Bond	0.85	0.79	6	16	31	0
Risk premium - Spain (10Y)	64	63	1	0	2	-13
Risk premium - Portugal (10Y)	54	54	0	-2	-6	-24
Risk premium - Italy (10Y)	105	102	4	4	-6	-34
US						
Fed - Upper Bound	0.25	0.25	0	0	0	0
3 months (Libor)	0.13	0.13	0	0	-11	-10
12 months (Libor)	0.24	0.24	0	2	-10	-12
2-Year Bond	0.30	0.28	2	9	18	18
10-Year Bond	1.54	1.49	5	22	63	89
Stock Markets						
	9/28	9/27	Daily Change (%)	Weekly Change (%)	YTD (%)	YoY Change (%)
CaixaBank	2.65	2.75	-3.7	5.6	26.1	45.7
Ibex 35	8769	9003	-2.6	0.2	8.6	30.6
PSI 20	5388	5450	-1.1	2.2	10.0	33.6
MIB	25573	26132	-2.1	0.9	15.0	34.2
DAX	15249	15574	-2.1	-0.7	11.2	18.9
CAC 40	6507	6651	-2.2	-0.7	17.2	34.7
Eurostoxx50	4059	4165	-2.6	-0.9	14.2	26.3
FTSE 100	7028	7063	-0.5	0.7	8.8	19.2
S&P 500	4353	4443	-2.0	0.0	15.9	30.5
Nasdaq	14547	14970	-2.8	-1.4	12.9	31.2
Nikkei 225	30184	30240	-0.2	1.2	10.0	28.2
MSCI Emerging Index	1261	1267	-0.5	0.0	-2.4	18.0
MSCI Emerging Asia	681	683	-0.2	0.0	-4.5	14.6
MSCI Emerging Latin America	2225	2307	-3.5	-2.7	-9.3	23.5
Shanghai	3602	3583	0.5	-0.3	3.7	11.7
VIX Index	23.25	18.76	23.9	-4.6	2.2	-11.5
Currencies						
	9/28	9/27	Daily Change (%)	Weekly Change (%)	YTD (%)	YoY Change (%)
EUR/USD	1.168	1.170	-0.1	-0.4	-4.4	-0.5
EUR/GBP	0.86	0.85	1.1	0.5	-3.4	-5.5
EUR/CHF	1.09	1.08	0.3	0.2	0.4	0.6
USD/JPY	111.50	111.00	0.5	2.1	8.0	5.5
USD/CNY	6.46	6.46	0.1	-0.1	-1.0	-5.2
USD/MXN	20.35	20.11	1.2	1.1	2.2	-9.4
Commodities						
	9/28	9/27	Daily Change (%)	Weekly Change (%)	YTD (%)	YoY Change (%)
Global Commodities Index	100.9	100.8	0.1	5.4	29.3	43.6
Brent (US\$/barrel)	79.1	79.5	-0.6	6.4	52.7	92.8
Dutch TTF Natural Gas (US\$/MMBtu)	26.9	26.3	2.4	6.0	291.8	473.6
Gold (US\$/ounce)	1734.0	1750.2	-0.9	-2.3	-8.7	-8.6
Metal Index	289.5	289.2	0.1	2.5	25.2	44.1
Agricultural Index	377.6	378.8	-0.3	3.0	14.3	44.2

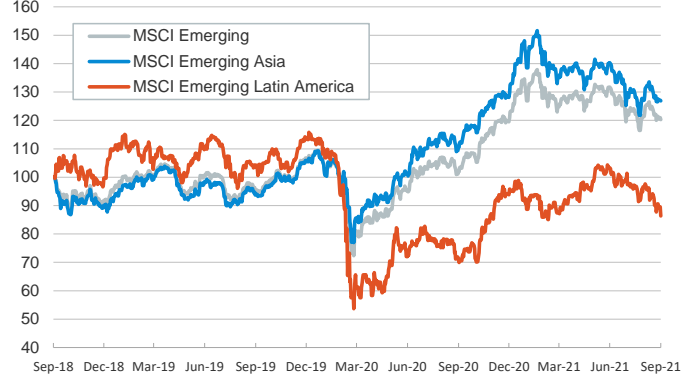
Main advanced stock markets

Index (100=Three years ago)

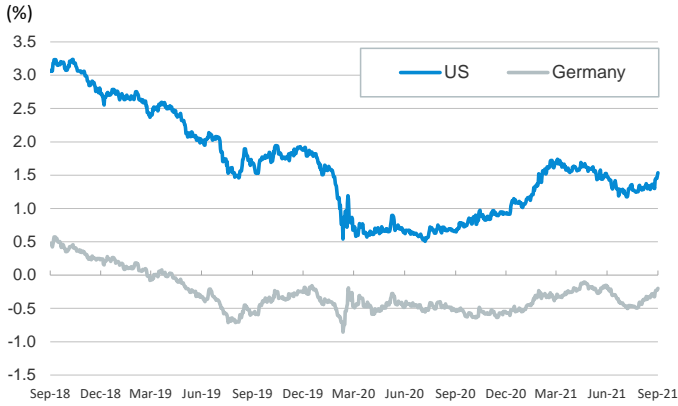


Emerging economies stock markets

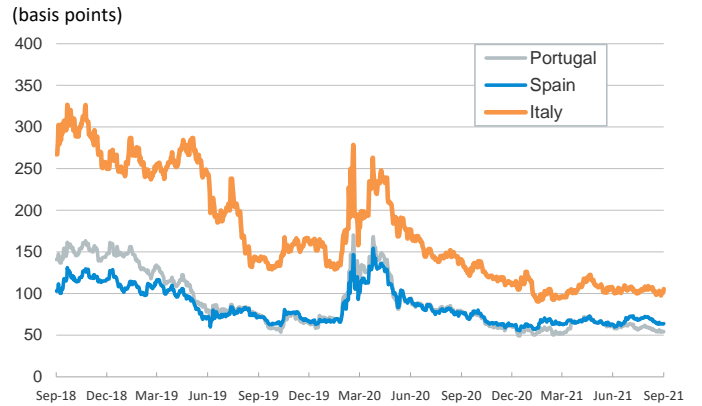
Index (100=Three years ago)



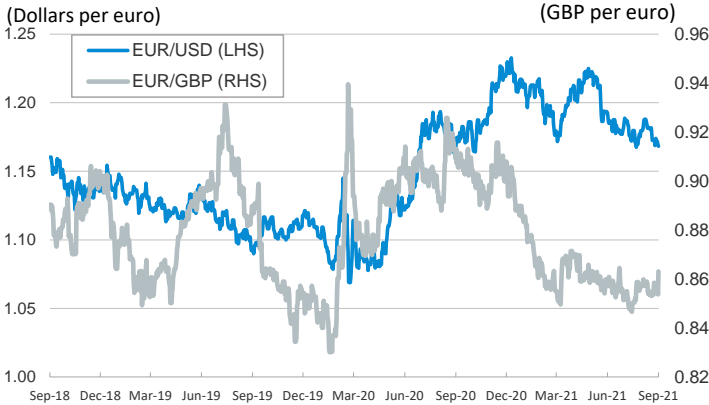
Yield on 10-year public debt: U.S. and Germany



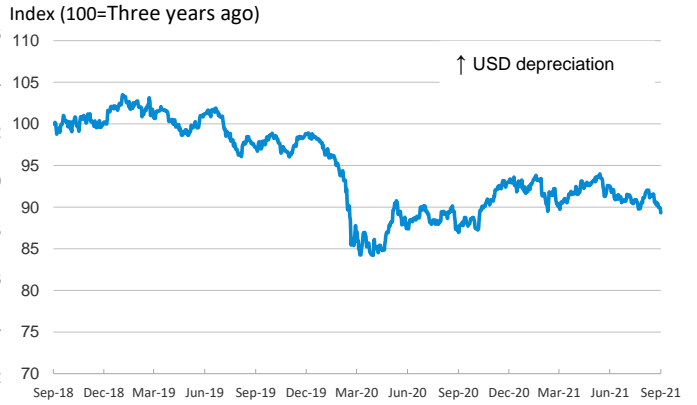
Risk Premium on 10-year debt: Italy, Spain, and Portugal



Exchange rate: Advanced-economy currencies



Exchange rate: Emerging economies Index



Brent oil price



Dutch TTF Natural gas price



Notice regarding publication of the CaixaBank "Daily Report".

The "Daily Report" is a publication by CaixaBank Research that contains information and opinions from sources considered to be reliable. This document is for informative purposes only and CaixaBank is not liable in any way for any use made thereof. The opinions and estimates are those of the CaixaBank Research and are liable to change without prior notice.