

- ▶ European stocks and bond yields fell yesterday as Italy, France, Germany and Spain suspend vaccinations with the AstraZeneca vaccine over worries about the jabs' side-effects. Meanwhile, Italy has taken more stringent lockdown measures. The Eurostoxx50 was down by 0.1%.
- ▶ Investors in the U.S. traded in a more positive mood yesterday as stocks reversed last week's sell-off and Treasury yields slid. The S&P 500 was up 0.6%, led by shares in utilities and real estate as well as large technology companies such as Apple, while the yield on 10-year Treasuries was down by 1 basis point.
- ▶ In oil markets, oil prices hovered close to a yearly high as the prospect of a faster global recovery pushed prices higher but the Brent crude price settled 0.5% lower on the day.
- ▶ The Federal Reserve's FOMC meeting starts today and will last until Wednesday.

Interest Rates (%)	3/15	3/12	Daily Change (basis points)	Weekly Change (basis points)	YTD (basis points)	YoY Change (basis points)
<b>Eurozone</b>						
ECB - Official Interest Rate (Refi)	<b>0.00</b>	0.00	0	0	0	0
Eonia	<b>-0.48</b>	-0.48	0	0	2	-3
Swap Eonia (10Y)	<b>-0.05</b>	-0.03	-3	-4	26	22
3 months (Euribor)	<b>-0.54</b>	-0.54	0	0	1	-13
12 months (Euribor)	<b>-0.48</b>	-0.48	0	0	2	-21
Germany - 2-Year Bond	<b>-0.69</b>	-0.69	-1	-1	1	19
Germany - 10-Year Bond	<b>-0.33</b>	-0.31	-3	-6	24	13
France - 10-Year Bond	<b>-0.09</b>	-0.07	-2	-6	25	-25
Spain - 10-Year Bond	<b>0.30</b>	0.33	-3	-10	25	-54
Portugal - 10-Year Bond	<b>0.18</b>	0.20	-2	-12	15	-88
Italy - 10-Year Bond	<b>0.60</b>	0.62	-3	-16	6	-156
Risk premium - Spain (10Y)	<b>63</b>	64	0	-4	2	-67
Risk premium - Portugal (10Y)	<b>51</b>	50	1	-6	-9	-101
Risk premium - Italy (10Y)	<b>93</b>	93	0	-10	-18	-169

**US**

Fed - Upper Bound	<b>0.25</b>	0.25	0	0	0	0
3 months (Libor)	<b>0.19</b>	0.19	0	1	-5	-70
12 months (Libor)	<b>0.28</b>	0.28	0	0	-6	-54
2-Year Bond	<b>0.15</b>	0.15	0	-1	3	-21
10-Year Bond	<b>1.61</b>	1.62	-1	2	70	89

Stock Markets	3/15	3/12	Daily Change (%)	Weekly Change (%)	YTD (%)	YoY Change (%)
CaixaBank	<b>2.50</b>	2.51	-0.2	-1.5	19.1	56.4
Ibex 35	<b>8635</b>	8645	-0.1	2.3	7.0	41.4
PSI 20	<b>4818</b>	4849	-0.6	2.8	-1.6	31.3
MIB	<b>24139</b>	24113	0.1	1.9	8.6	61.1
DAX	<b>14461</b>	14502	-0.3	0.6	5.4	65.4
CAC 40	<b>6036</b>	6047	-0.2	2.3	8.7	55.5
Eurostoxx50	<b>3830</b>	3833	-0.1	1.8	7.8	56.3
FTSE 100	<b>6750</b>	6761	-0.2	0.5	4.5	31.0
S&P 500	<b>3969</b>	3943	0.6	3.9	5.7	66.3
Nasdaq	<b>13460</b>	13320	1.0	6.7	4.4	94.9
Nikkei 225	<b>29767</b>	29718	0.2	3.6	8.5	75.1
MSCI Emerging Index	<b>1340</b>	1348	-0.6	2.5	3.8	60.9
MSCI Emerging Asia	<b>742</b>	748	-0.8	2.0	4.1	64.1
MSCI Emerging Latin America	<b>2295</b>	2306	-0.5	4.7	-6.4	41.0
Shanghai	<b>3420</b>	3453	-1.0	0.0	-1.5	22.6
VIX Index	<b>20.03</b>	20.69	-3.2	-21.4	-12.0	-75.8

Currencies	3/15	3/12	Daily Change (%)	Weekly Change (%)	YTD (%)	YoY Change (%)
EUR/USD	<b>1.193</b>	1.195	-0.2	0.7	-2.3	6.7
EUR/GBP	<b>0.86</b>	0.86	-0.1	0.1	-4.0	-5.8
EUR/CHF	<b>1.11</b>	1.11	-0.4	-0.3	2.3	4.5
USD/JPY	<b>109.13</b>	109.03	0.1	0.2	5.7	3.1
USD/CNY	<b>6.50</b>	6.51	-0.1	-0.4	-0.4	-7.1
USD/MXN	<b>20.65</b>	20.69	-0.2	-3.9	3.7	-9.8

Commodities	3/15	3/12	Daily Change (%)	Weekly Change (%)	YTD (%)	YoY Change (%)
Global Commodities Index	<b>86.0</b>	86.0	0.0	0.7	10.1	37.4
Brent (US\$/barrel)	<b>68.9</b>	69.2	-0.5	0.9	33.0	129.2
Gold (US\$/ounce)	<b>1731.7</b>	1727.1	0.3	2.9	-8.8	14.4
Metal Index	<b>254.0</b>	251.0	1.2	1.4	9.8	50.8
Agricultural Index	<b>357.4</b>	355.3	0.6	0.2	8.1	54.7

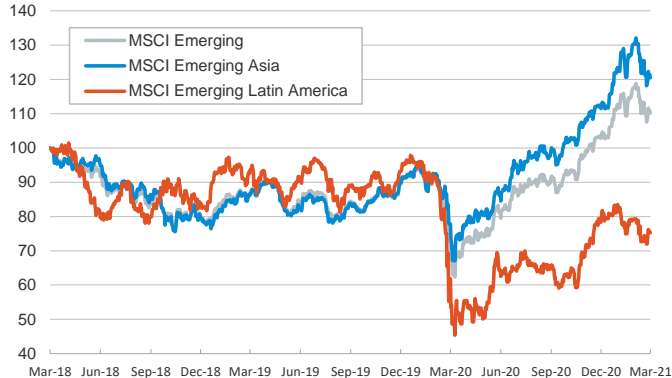
Main advanced stock markets

Index (100=Three years ago)



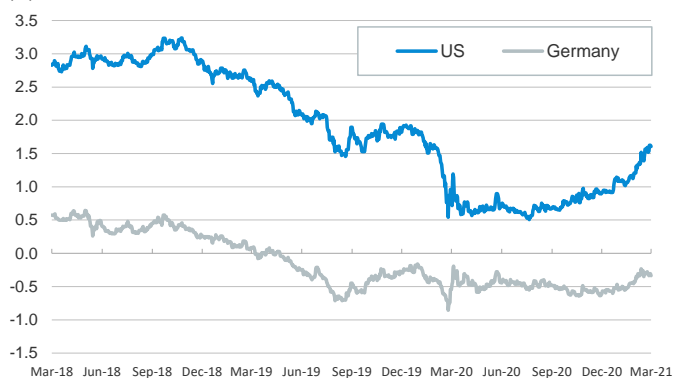
Emerging economies stock markets

Index (100=Three years ago)



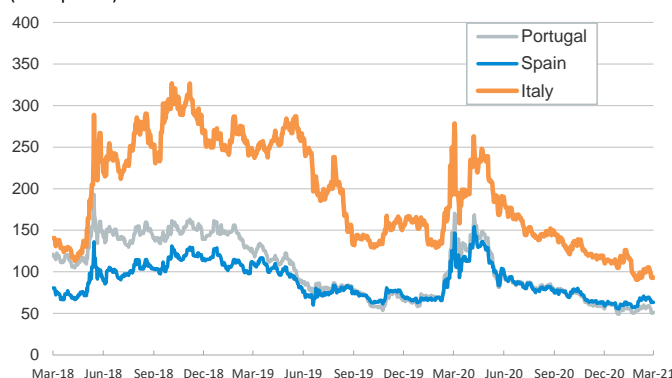
Yield on 10-year public debt: U.S. and Germany

(%)



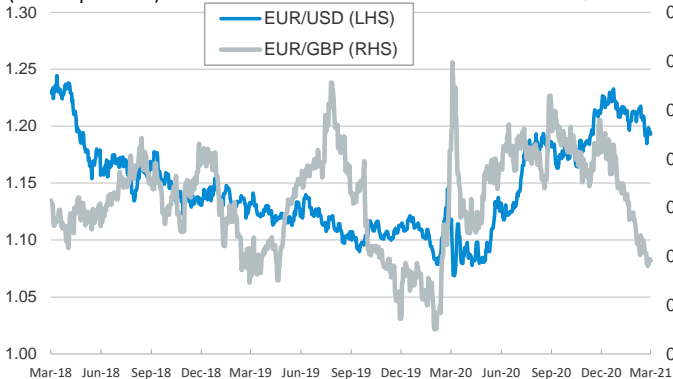
Risk Premium on 10-year debt: Italy, Spain, and Portugal

(basis points)



Exchange rate: Advanced-economy currencies

(Dollars per euro)



(GBP per euro)

Exchange rate: Emerging economies Index

Index (100=Three years ago)



Brent oil price

(US\$/barrel)



Implied volatility on US stock markets

VIX Index



Notice regarding publication of the CaixaBank "Daily Report".

The "Daily Report" is a publication by CaixaBank Research that contains information and opinions from sources considered to be reliable. This document is for informative purposes only and CaixaBank is not liable in any way for any use made thereof. The opinions and estimates are those of the CaixaBank Research and are liable to change without prior notice.