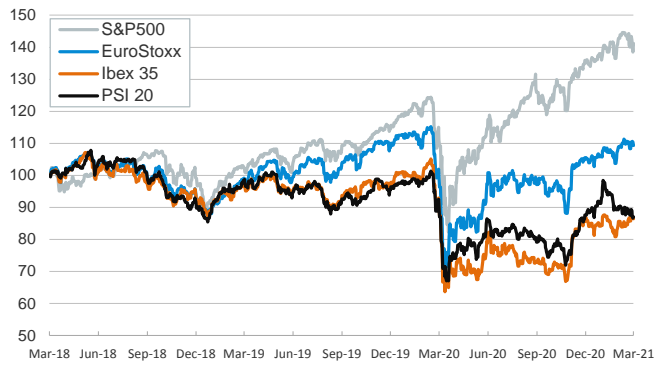


- ▶ Investors traded in a mixed mood in the last session of the week. While European and emerging-market equities declined across the board, U.S. stocks bounced back from losses on the back of stronger-than-expected labor market data (nonfarm payrolls + 379k in February) and their turnaround reversed last week's losses in the S&P 500.
- ▶ In fixed-income markets, long-term sovereign yields nudged up both in the U.S. and in Europe. In FX markets the USD strengthened against most currencies and the euro fluctuated below \$1.20.
- ▶ In oil markets, Brent oil prices rose towards \$70 as investors continued to digest the decision by OPEC and its allies not to increase supply in April.
- ▶ At the end of last week, Chinese officials announced a target for 2021 GDP growth of "over 6%". This week the focus will be on the ECB's monetary policy meeting as well as on the release of U.S. February inflation figures.

Interest Rates (%)	3/5	3/4	Daily Change (basis points)	Weekly Change (basis points)	YTD (basis points)	YoY Change (basis points)
Eurozone						
ECB - Official Interest Rate (Refi)	0.00	0.00	0	0	0	0
Eonia	-0.48	-0.48	0	0	2	-2
Swap Eonia (10Y)	-0.04	-0.03	-1	0	28	39
3 months (Euribor)	-0.54	-0.54	0	-1	1	-6
12 months (Euribor)	-0.49	-0.49	0	0	1	-14
Germany - 2-Year Bond	-0.69	-0.69	0	-3	1	17
Germany - 10-Year Bond	-0.30	-0.31	1	-4	27	41
France - 10-Year Bond	-0.05	-0.06	1	-4	29	30
Spain - 10-Year Bond	0.39	0.38	1	-3	35	18
Portugal - 10-Year Bond	0.29	0.28	1	-3	26	-1
Italy - 10-Year Bond	0.75	0.74	1	-1	21	-32
Risk premium - Spain (10Y)	70	69	1	1	8	-23
Risk premium - Portugal (10Y)	59	59	1	2	-1	-42
Risk premium - Italy (10Y)	105	105	0	3	-6	-73
US						
Fed - Upper Bound	0.25	0.25	0	0	0	-100
3 months (Libor)	0.18	0.18	0	-1	-6	-72
12 months (Libor)	0.28	0.28	0	0	-6	-57
2-Year Bond	0.14	0.14	0	1	2	-37
10-Year Bond	1.57	1.56	1	17	66	81
Stock Markets	3/5	3/4	Daily Change (%)	Weekly Change (%)	YTD (%)	YoY Change (%)
CaixaBank	2.47	2.49	-0.8	2.7	17.7	13.3
Ibex 35	8287	8354	-0.8	0.8	2.6	-1.1
PSI 20	4672	4649	0.5	-0.6	-4.6	0.0
MIB	22966	23093	-0.6	0.5	3.3	10.4
DAX	13921	14056	-1.0	1.0	1.5	20.6
CAC 40	5783	5831	-0.8	1.4	4.2	12.5
Eurostoxx50	3670	3705	-1.0	0.9	3.3	13.5
FTSE 100	6631	6651	-0.3	2.3	2.6	2.6
S&P 500	3842	3768	1.9	0.8	2.3	29.3
Nasdaq	12920	12723	1.5	-2.1	0.2	50.7
Nikkei 225	28864	28930	-0.2	-0.4	5.2	39.1
MSCI Emerging Index	1339	1346	-0.5	0.0	3.7	32.3
MSCI Emerging Asia	748	751	-0.5	-0.3	4.8	40.2
MSCI Emerging Latin America	2254	2269	-0.6	1.8	-8.1	-1.5
Shanghai	3502	3503	0.0	-0.2	0.8	15.4
VIX Index	24.66	28.57	-13.7	-11.8	8.4	-41.2
Currencies	3/5	3/4	Daily Change (%)	Weekly Change (%)	YTD (%)	YoY Change (%)
EUR/USD	1.192	1.197	-0.5	-1.3	-2.5	5.6
EUR/GBP	0.86	0.86	0.0	-0.7	-3.6	-0.4
EUR/CHF	1.11	1.11	-0.3	1.1	2.5	4.7
USD/JPY	108.31	107.98	0.3	1.6	4.9	2.8
USD/CNY	6.50	6.47	0.4	0.3	-0.5	-6.3
USD/MXN	21.31	21.13	0.9	2.2	7.0	6.0
Commodities	3/5	3/4	Daily Change (%)	Weekly Change (%)	YTD (%)	YoY Change (%)
Global Commodities Index	85.9	84.8	1.3	0.7	10.0	21.3
Brent (US\$/barrel)	69.4	66.7	3.9	4.9	33.9	53.2
Gold (US\$/ounce)	1700.6	1697.5	0.2	-1.9	-10.4	1.6
Metal Index	250.2	246.2	1.6	-2.0	8.2	42.2
Agricultural Index	356.7	353.2	1.0	-0.3	7.9	43.7

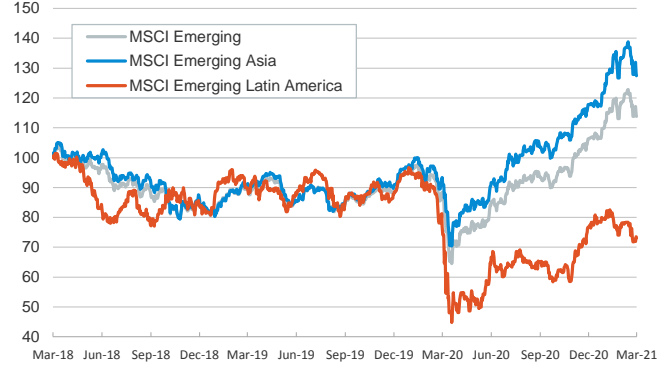
Main advanced stock markets

Index (100=Three years ago)



Emerging economies stock markets

Index (100=Three years ago)



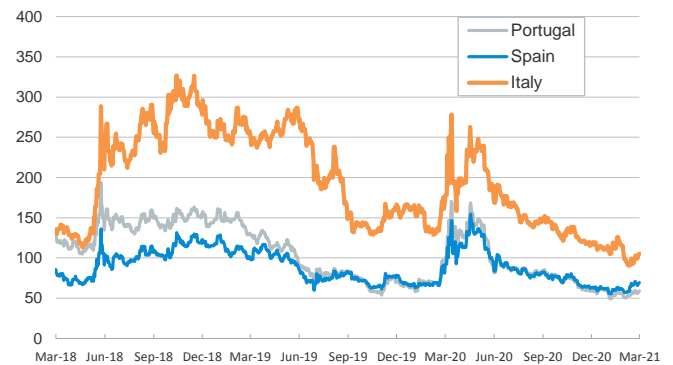
Yield on 10-year public debt: U.S. and Germany

(%)



Risk Premium on 10-year debt: Italy, Spain, and Portugal

(basis points)



Exchange rate: Advanced-economy currencies

(Dollars per euro)



Exchange rate: Emerging economies Index

Index (100=Three years ago)



Brent oil price

(US\$/barrel)



Implied volatility on US stock markets

VIX Index



Notice regarding publication of the CaixaBank "Daily Report".

The "Daily Report" is a publication by CaixaBank Research that contains information and opinions from sources considered to be reliable. This document is for informative purposes only and CaixaBank is not liable in any way for any use made thereof. The opinions and estimates are those of the CaixaBank Research and are liable to change without prior notice.