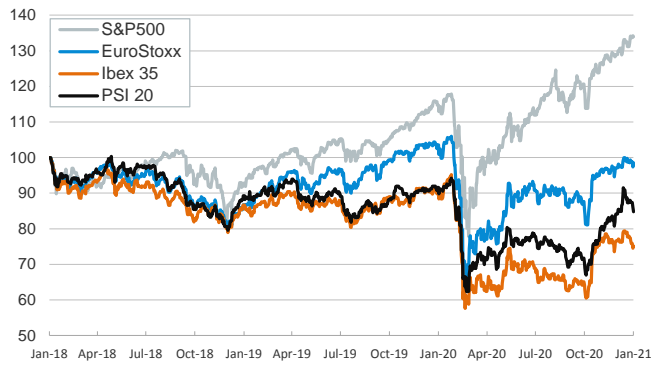


- ▶ Investors traded cautiously in yesterday's session. The IMF updated its global economic forecasts – raising world GDP growth in 2021 to 5.5% but lowering the euro area's 2021 projections to 4.2% (-1.0pp). Spain's 2021 GDP growth forecast was lowered to 5.9% (-1.3pp).
- ▶ In stock markets, European equities recovered some ground from Monday's losses while U.S. stocks searched for direction ahead of today's Fed monetary policy meeting (see what to expect [here](#)).
- ▶ In fixed-income markets, core sovereign yields were little changed. Italy's risk premium declined below 120pb during a session in which PM Conte handed his resignation to President Mattarella – seeking a fresh chance to pull together a new administration (possibly led again by Conte).
- ▶ In FX markets the USD weakened moderately against the major AE and EM currencies.

Interest Rates (%)	1/26	1/25	Daily Change (basis points)	Weekly Change (basis points)	YTD (basis points)	YoY Change (basis points)
Eurozone						
ECB - Official Interest Rate (Refi)	0.00	0.00	0	0	0	0
Eonia	-0.48	-0.48	0	0	2	-3
Swap Eonia (10Y)	-0.24	-0.26	2	2	7	-6
3 months (Euribor)	-0.54	-0.54	0	1	1	-14
12 months (Euribor)	-0.50	-0.49	-1	0	-1	-24
Germany - 2-Year Bond	-0.72	-0.73	0	-2	-2	-10
Germany - 10-Year Bond	-0.53	-0.55	2	-1	4	-15
France - 10-Year Bond	-0.30	-0.32	1	0	4	-18
Spain - 10-Year Bond	0.07	0.07	0	0	3	-21
Portugal - 10-Year Bond	0.02	0.02	0	1	-1	-28
Italy - 10-Year Bond	0.65	0.68	-3	6	11	-39
Risk premium - Spain (10Y)	61	62	-2	1	-1	-6
Risk premium - Portugal (10Y)	56	57	-2	2	-4	-14
Risk premium - Italy (10Y)	118	123	-5	7	7	-24
US						
Fed - Upper Bound	0.25	0.25	0	0	0	-150
3 months (Libor)	0.21	0.21	0	-1	-3	-156
12 months (Libor)	0.31	0.31	0	0	-3	-153
2-Year Bond	0.12	0.11	1	-1	0	-132
10-Year Bond	1.03	1.03	0	-6	12	-58
Stock Markets						
	1/26	1/25	Daily Change (%)	Weekly Change (%)	YTD (%)	YoY Change (%)
CaixaBank	2.01	1.99	1.1	-8.3	-4.2	-22.9
Ibex 35	7965	7897	0.9	-2.9	-1.3	-15.0
PSI 20	4889	4962	-1.5	-3.7	-0.2	-5.6
MIB	21987	21736	1.2	-2.0	-1.1	-6.1
DAX	13871	13644	1.7	0.4	1.1	5.0
CAC 40	5524	5472	0.9	-1.3	-0.5	-5.8
Eurostoxx50	3593	3553	1.1	-0.1	1.1	-2.3
FTSE 100	6654	6639	0.2	-0.9	3.0	-10.2
S&P 500	3850	3855	-0.1	1.3	2.5	18.7
Nasdaq	13626	13636	-0.1	3.2	5.7	49.1
Nikkei 225	28546	28822	-1.0	-0.3	4.0	22.3
MSCI Emerging Index	1389	1410	-1.5	0.5	7.6	25.9
MSCI Emerging Asia	780	795	-1.9	1.2	9.3	37.7
MSCI Emerging Latin America	2386	2360	1.1	-3.6	-2.7	-14.4
Shanghai	3569	3624	-1.5	0.1	2.8	19.9
VIX Index	23.02	23.19	-0.7	-0.9	1.2	26.3
Currencies						
	1/26	1/25	Daily Change (%)	Weekly Change (%)	YTD (%)	YoY Change (%)
EUR/USD	1.216	1.214	0.2	0.3	-0.5	10.4
EUR/GBP	0.89	0.89	-0.3	-0.5	-1.0	4.9
EUR/CHF	1.08	1.08	0.0	0.1	-0.3	0.9
USD/JPY	103.62	103.75	-0.1	-0.3	0.4	-4.8
USD/CNY	6.47	6.48	-0.2	-0.2	-1.0	-6.9
USD/MXN	19.99	20.11	-0.6	1.6	0.4	5.7
Commodities						
	1/26	1/25	Daily Change (%)	Weekly Change (%)	YTD (%)	YoY Change (%)
Global Commodities Index	80.5	80.0	0.6	0.5	3.1	5.6
Brent (US\$/barrel)	55.9	55.9	0.1	0.0	7.9	-5.7
Gold (US\$/ounce)	1850.9	1855.9	-0.3	0.6	-2.5	17.0
Metal Index	236.4	237.7	-0.6	0.3	2.3	29.4
Agricultural Index	344.6	337.8	2.0	-0.4	4.3	33.6

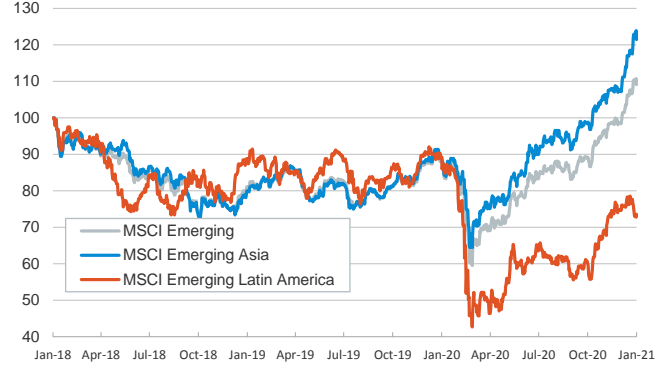
Main advanced stock markets

Index (100=Three years ago)



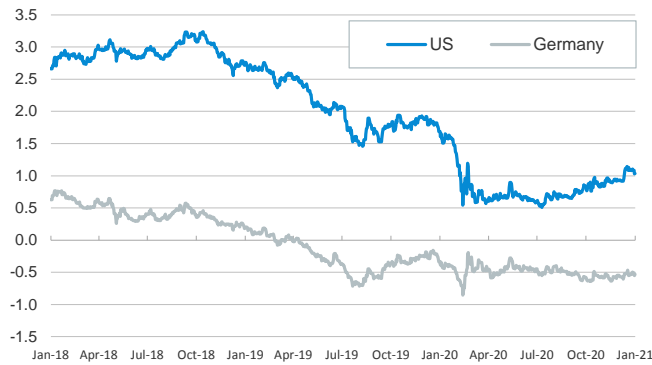
Emerging economies stock markets

Index (100=Three years ago)



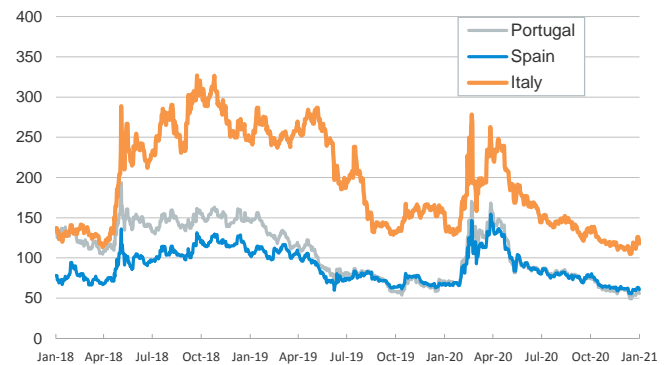
Yield on 10-year public debt: U.S. and Germany

(%)



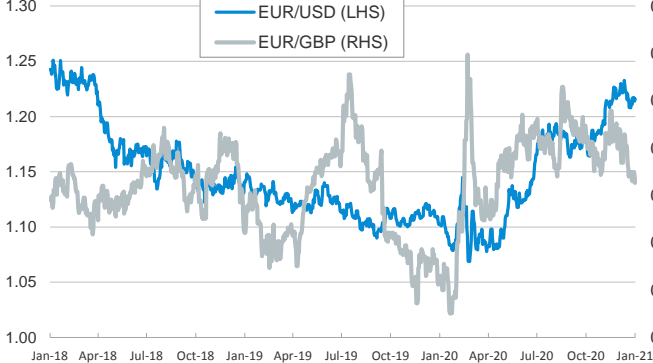
Risk Premium on 10-year debt: Italy, Spain, and Portugal

(basis points)



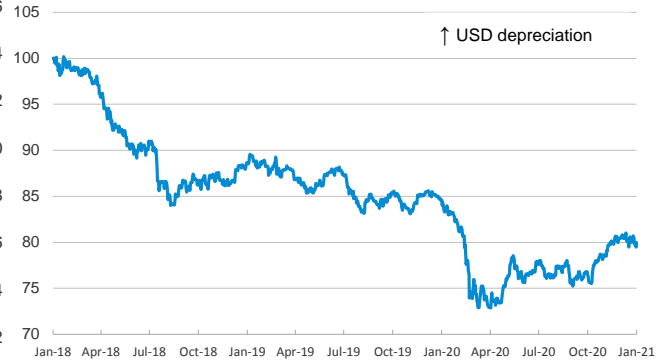
Exchange rate: Advanced-economy currencies

(Dollars per euro)



Exchange rate: Emerging economies Index

Index (100=Three years ago)



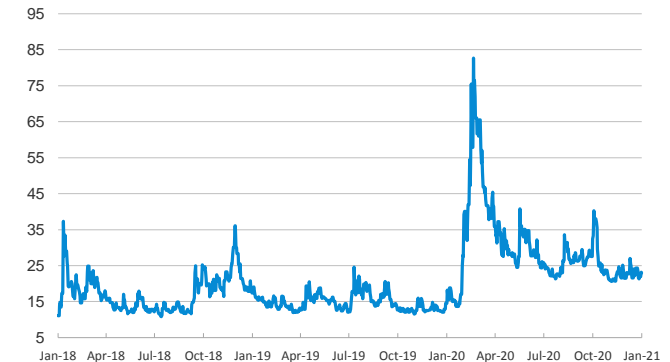
Brent oil price

(US\$/barrel)



Implied volatility on US stock markets

VIX Index



Notice regarding publication of the CaixaBank "Daily Report".

The "Daily Report" is a publication by CaixaBank Research that contains information and opinions from sources considered to be reliable. This document is for informative purposes only and CaixaBank is not liable in any way for any use made thereof. The opinions and estimates are those of the CaixaBank Research and are liable to change without prior notice.