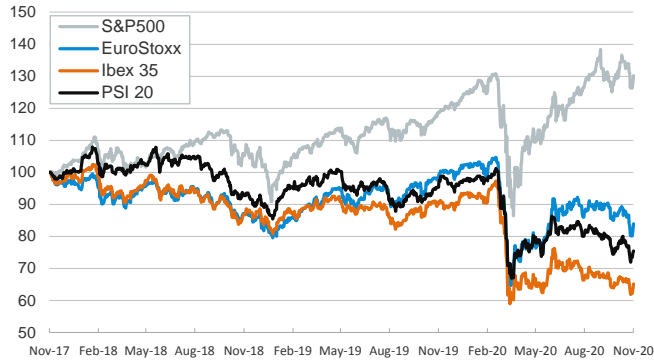


- ▶ In yesterday's session, investor sentiment continued to improve as US citizens started casting their vote for the Presidential elections. The Democratic candidate, Joe Biden, was leading most national polls but the race for the White House was too close to call as of this morning.
- ▶ In this context, stock indices rose across the board for the second consecutive day. In fixed-income markets, yields on euro area sovereign bonds edged lower and peripheral spreads narrowed. In the US, the Treasury yield curve shifted upwards, particularly so for longer maturities.
- ▶ In oil markets, the price of the barrel of Brent continued to rise amid signs that OPEC+ will delay the increase in production initially planned for January.
- ▶ The Fed will start its monetary policy meeting today and the statement will be released tomorrow evening.

Interest Rates (%)	11/3	11/2	Daily Change (basis points)	Weekly Change (basis points)	YTD (basis points)	YoY Change (basis points)
<b>Eurozone</b>						
ECB - Official Interest Rate (Refi)	0.00	0.00	0	0	0	0
Eonia	-0.47	-0.47	0	0	-2	-2
Swap Eonia (10Y)	-0.31	-0.33	2	4	-34	-21
3 months (Euribor)	-0.52	-0.52	0	-1	-14	-12
12 months (Euribor)	-0.49	-0.49	0	-2	-24	-21
Germany - 2-Year Bond	-0.79	-0.81	1	-2	-19	-15
Germany - 10-Year Bond	-0.62	-0.64	2	-1	-44	-27
France - 10-Year Bond	-0.35	-0.35	1	-2	-46	-30
Spain - 10-Year Bond	0.11	0.12	-1	-5	-36	-20
Portugal - 10-Year Bond	0.08	0.09	-1	-5	-36	-15
Italy - 10-Year Bond	0.73	0.75	-1	3	-68	-26
Risk premium - Spain (10Y)	73	76	-3	-4	8	7
Risk premium - Portugal (10Y)	70	73	-3	-4	7	12
Risk premium - Italy (10Y)	135	139	-3	4	-24	1
<b>US</b>						
Fed - Upper Bound	0.25	0.25	0	0	-150	-150
3 months (Libor)	0.22	0.22	0	1	-169	-169
12 months (Libor)	0.33	0.33	0	0	-167	-163
2-Year Bond	0.17	0.15	2	2	-140	-141
10-Year Bond	0.90	0.84	6	13	-102	-88
Stock Markets	11/3	11/2	Daily Change (%)	Weekly Change (%)	YTD (%)	YoY Change (%)
CaixaBank	1.64	1.61	1.5	0.9	-41.6	-39.3
Ibex 35	6752	6586	2.5	1.5	-29.3	-28.3
PSI 20	4050	4019	0.8	1.8	-22.3	-22.2
MIB	18986	18400	3.2	1.8	-19.2	-18.6
DAX	12089	11788	2.6	0.2	-8.8	-8.0
CAC 40	4806	4691	2.4	1.6	-19.6	-17.5
Eurostoxx50	3099	3020	2.6	0.9	-17.3	-15.5
FTSE 100	5787	5655	2.3	1.0	-23.3	-21.5
S&P 500	3369	3310	1.8	-0.6	4.3	9.4
Nasdaq	11161	10958	1.9	-2.4	24.4	32.3
Nikkei 225	23295	23295	0.0	-0.8	-1.5	1.9
MSCI Emerging Index	1121	1115	0.5	-1.2	0.6	5.3
MSCI Emerging Asia	629	628	0.2	-0.9	11.1	16.6
MSCI Emerging Latin America	1860	1811	2.7	-3.6	-36.2	-34.3
Shanghai	3271	3225	1.4	0.5	7.2	9.9
VIX Index	35.55	37.13	-4.3	6.6	158.0	177.1
Currencies	11/3	11/2	Daily Change (%)	Weekly Change (%)	YTD (%)	YoY Change (%)
EUR/USD	1.172	1.164	0.6	-0.7	4.5	5.3
EUR/GBP	0.90	0.90	-0.5	-0.8	6.1	3.9
EUR/CHF	1.07	1.07	-0.1	-0.2	-1.5	-2.7
USD/JPY	104.49	104.72	-0.2	0.1	-3.8	-3.8
USD/CNY	6.68	6.69	-0.2	-0.4	-4.1	-5.0
USD/MXN	21.11	21.38	-1.2	0.5	11.5	10.1
Commodities	11/3	11/2	Daily Change (%)	Weekly Change (%)	YTD (%)	YoY Change (%)
Global Commodities Index	72.3	72.1	0.2	-1.8	-10.7	-10.4
Brent (US\$/barrel)	39.7	39.0	1.9	-3.6	-39.8	-36.1
Gold (US\$/ounce)	1909.2	1895.5	0.7	0.1	25.8	26.5
Metal Index	211.8	209.4	1.1	0.7	9.4	5.9
Agricultural Index	282.8	281.0	0.6	-1.7	5.8	12.5

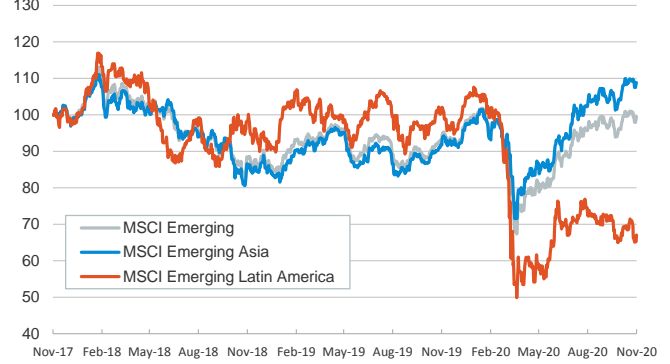
**Main advanced stock markets**

Index (100=Three years ago)



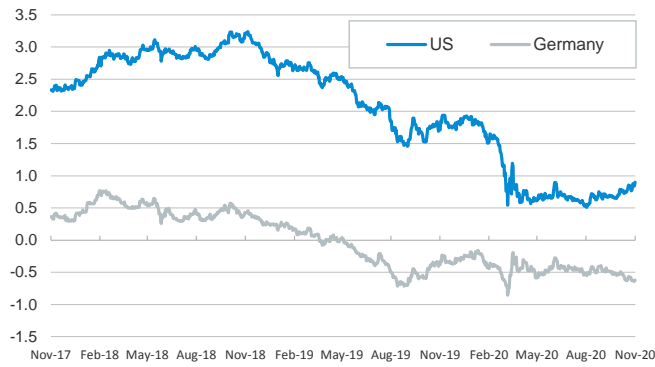
**Emerging economies stock markets**

Index (100=Three years ago)



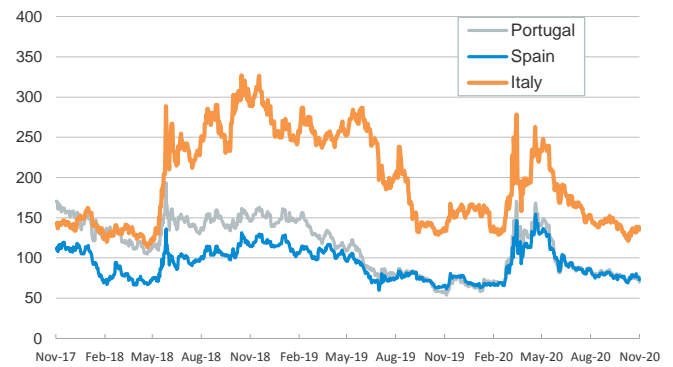
**Yield on 10-year public debt: U.S. and Germany**

(%)



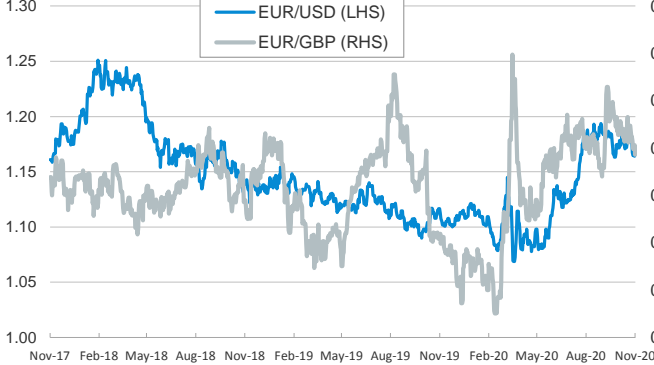
**Risk Premium on 10-year debt: Italy, Spain, and Portugal**

(basis points)



**Exchange rate: Advanced-economy currencies**

(Dollars per euro)



(GBP per euro)

**Exchange rate: Emerging economies Index**

Index (100=Three years ago)



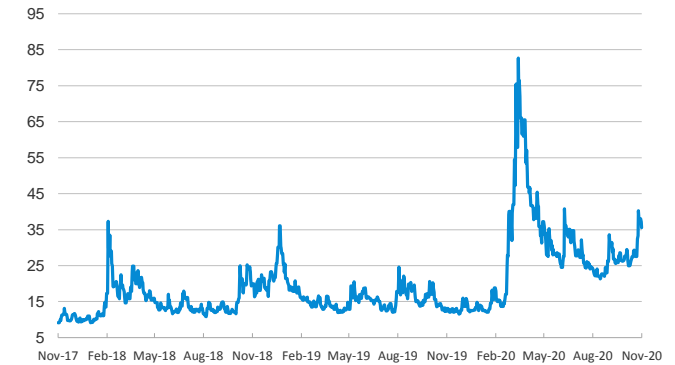
**Brent oil price**

(US\$/barrel)



**Implied volatility on US stock markets**

VIX Index



Notice regarding publication of the CaixaBank "Daily Report".

The "Daily Report" is a publication by CaixaBank Research that contains information and opinions from sources considered to be reliable. This document is for informative purposes only and CaixaBank is not liable in any way for any use made thereof. The opinions and estimates are those of the CaixaBank Research and are liable to change without prior notice.