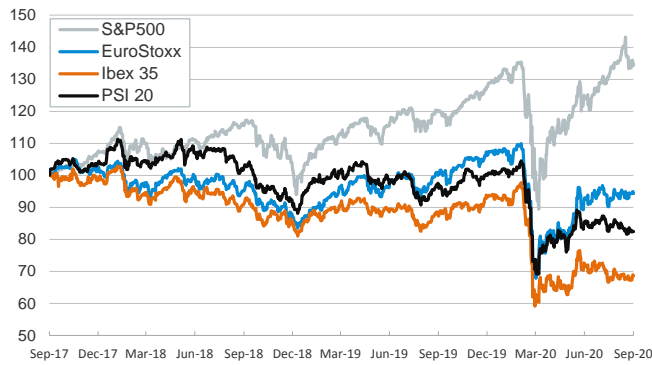


- ▶ Investors traded in a mixed mood yesterday, as the S&P 500 gained 0.5%, the Eurostoxx50 edged up 0.02%.
- ▶ In Europe, Eurostat released data showing a slight increase in the unemployment rate from 8.0% to 8.1% in August as governments start paring down their short-time work schemes. Sovereign bond yields fell in all major countries, with the largest fall occurring in Italian 10-year bonds, which fell 5bp. The euro slightly appreciated against the dollar.
- ▶ In the U.S., the tech-heavy Nasdaq Composite gained 1.4%, led by major tech companies such as Amazon, Microsoft and Tesla. U.S. lawmakers are still attempting to work out the details of another round of fiscal stimulus, but many observers have expressed doubts about a compromise being reached soon.
- ▶ Futures for the S&P 500 fell by 2% after Donald Trump announced that he and the first lady had tested positive for Covid-19 and would quarantine less than a month before the presidential election.

Interest Rates (%)	10/1	9/30	Daily Change (basis points)	Weekly Change (basis points)	YTD (basis points)	YoY Change (basis points)
Eurozone						
ECB - Official Interest Rate (Refi)	0.00	0.00	0	0	0	0
Eonia	-0.49	-0.49	0	-2	-4	-2
Swap Eonia (10Y)	-0.33	-0.33	-1	-1	-36	-2
3 months (Euribor)	-0.50	-0.50	0	-1	-12	-7
12 months (Euribor)	-0.44	-0.44	0	-1	-19	-12
Germany - 2-Year Bond	-0.71	-0.70	-1	-1	-11	6
Germany - 10-Year Bond	-0.54	-0.52	-1	-4	-35	1
France - 10-Year Bond	-0.26	-0.24	-2	-3	-37	-1
Spain - 10-Year Bond	0.23	0.25	-2	-2	-24	6
Portugal - 10-Year Bond	0.25	0.26	-2	-3	-20	6
Italy - 10-Year Bond	0.82	0.87	-5	-7	-59	-8
Risk premium - Spain (10Y)	77	77	0	2	12	5
Risk premium - Portugal (10Y)	78	79	0	0	16	5
Risk premium - Italy (10Y)	136	139	-3	-4	-24	-9
US						
Fed - Upper Bound	0.25	0.25	0	0	-150	-175
3 months (Libor)	0.23	0.23	0	0	-168	-183
12 months (Libor)	0.36	0.36	0	-1	-164	-160
2-Year Bond	0.13	0.13	0	0	-144	-135
10-Year Bond	0.68	0.68	0	1	-124	-92
Stock Markets						
	10/1	9/30	Daily Change (%)	Weekly Change (%)	YTD (%)	YoY Change (%)
CaixaBank	1.74	1.81	-4.0	-9.5	-37.8	-24.4
Ibex 35	6731	6717	0.2	1.3	-29.5	-24.5
PSI 20	4106	4067	1.0	1.4	-21.2	-15.9
MIB	19062	19015	0.2	0.8	-18.9	-10.5
DAX	12731	12761	-0.2	1.0	-3.9	6.8
CAC 40	4824	4803	0.4	1.3	-19.3	-11.0
Eurostoxx50	3194	3194	0.0	1.1	-14.7	-6.4
FTSE 100	5879	5866	0.2	1.0	-22.0	-17.5
S&P 500	3381	3363	0.5	4.1	4.6	17.1
Nasdaq	11327	11168	1.4	6.1	26.2	45.5
Nikkei 225	23185	23185	0.0	0.4	-2.0	6.5
MSCI Emerging Index	1085	1082	0.3	2.6	-2.7	9.7
MSCI Emerging Asia	603	601	0.3	3.1	6.6	20.5
MSCI Emerging Latin America	1829	1828	0.1	-0.8	-37.3	-29.4
Shanghai	3218	3218	0.0	-0.2	5.5	10.8
VIX Index	26.70	26.37	1.3	-6.3	93.8	29.9
Currencies						
	10/1	9/30	Daily Change (%)	Weekly Change (%)	YTD (%)	YoY Change (%)
EUR/USD	1.175	1.172	0.2	0.7	4.8	7.2
EUR/GBP	0.91	0.91	0.5	-0.5	7.7	2.3
EUR/CHF	1.08	1.08	0.0	-0.2	-0.6	-1.2
USD/JPY	105.53	105.48	0.0	0.1	-2.8	-1.5
USD/CNY	6.79	6.79	0.0	-0.6	-2.5	-5.0
USD/MXN	21.83	22.11	-1.3	-1.5	15.3	10.3
Commodities						
	10/1	9/30	Daily Change (%)	Weekly Change (%)	YTD (%)	YoY Change (%)
Global Commodities Index	70.2	70.9	-0.9	-0.9	-13.2	-9.4
Brent (US\$/barrel)	40.9	41.0	0.0	-2.4	-38.0	-29.1
Gold (US\$/ounce)	1906.0	1885.8	1.1	2.0	25.6	27.1
Metal Index	194.4	201.4	-3.5	-1.8	0.4	0.0
Agricultural Index	269.2	269.8	-0.2	2.4	0.7	9.2

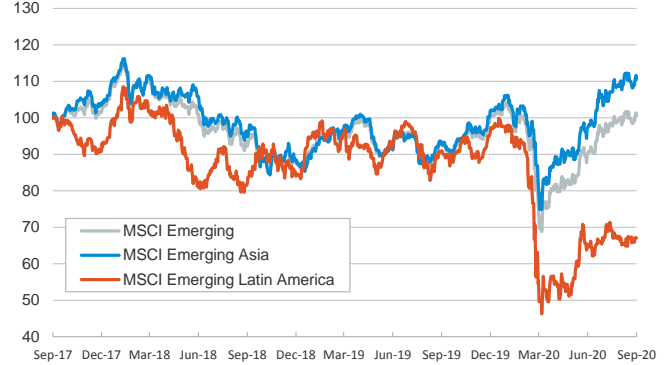
Main advanced stock markets

Index (100=Three years ago)



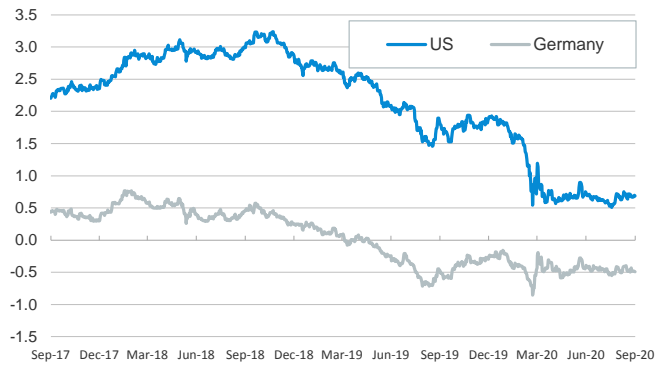
Emerging economies stock markets

Index (100=Three years ago)



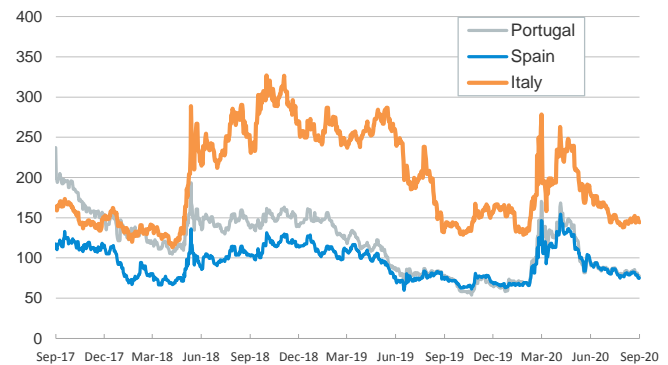
Yield on 10-year public debt: U.S. and Germany

(%)



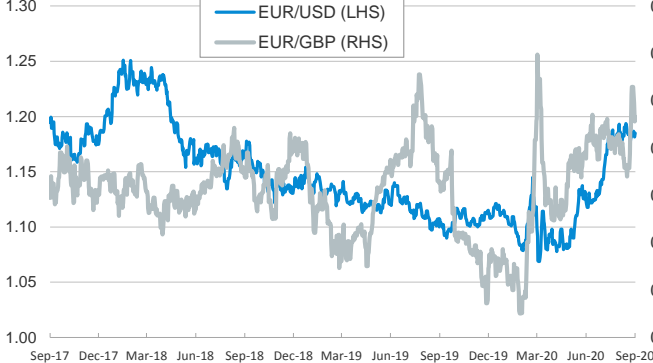
Risk Premium on 10-year debt: Italy, Spain, and Portugal

(basis points)



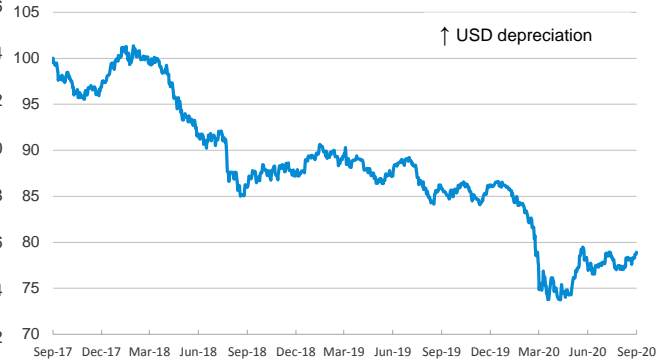
Exchange rate: Advanced-economy currencies

(Dollars per euro)



Exchange rate: Emerging economies Index

Index (100=Three years ago)



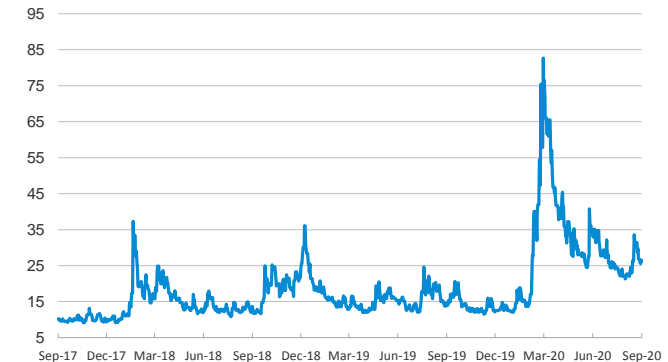
Brent oil price

(US\$/barrel)



Implied volatility on US stock markets

VIX Index



Notice regarding publication of the CaixaBank "Daily Report".

The "Daily Report" is a publication by CaixaBank Research that contains information and opinions from sources considered to be reliable. This document is for informative purposes only and CaixaBank is not liable in any way for any use made thereof. The opinions and estimates are those of the CaixaBank Research and are liable to change without prior notice.