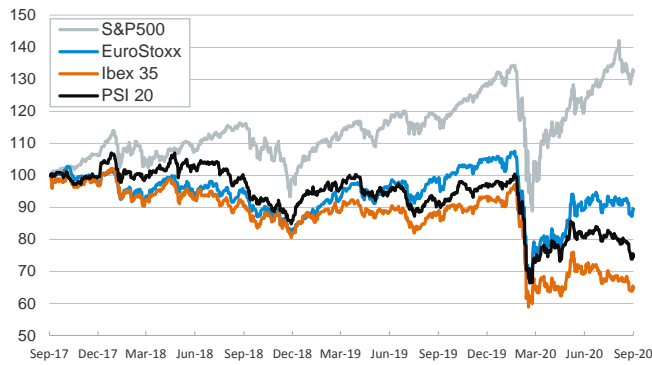


- ▶ Monday's stock market rally went into reverse in yesterday's session, as investors weighed the prospects for the coronavirus pandemic and the possibility of further fiscal stimulus in the U.S.
- ▶ Oil prices took a hit as concerns over the global economic recovery affected expected demand. The price of the barrel of Brent fell 3.3% to \$41.
- ▶ Financial stocks, which had led Monday's rally, were among the worst-performing sectors yesterday. The Eurostoxx50 fell 0.3% while the S&P 500 closed 0.5% lower. U.S. stock futures are down following yesterday night's chaotic U.S. presidential debate.
- ▶ In Europe, sovereign yields edged down, and the yield on 10-year Italian bonds fell 3 basis points despite large bond issuance.

Interest Rates (%)	9/29	9/28	Daily Change (basis points)	Weekly Change (basis points)	YTD (basis points)	YoY Change (basis points)
<b>Eurozone</b>						
ECB - Official Interest Rate (Refi)	0.00	0.00	0	0	0	0
Eonia	-0.47	-0.47	0	0	-2	-2
Swap Eonia (10Y)	-0.34	-0.33	-1	-1	-37	-2
3 months (Euribor)	-0.49	-0.49	0	1	-11	-8
12 months (Euribor)	-0.43	-0.43	0	1	-18	-10
Germany - 2-Year Bond	-0.71	-0.70	-1	0	-11	6
Germany - 10-Year Bond	-0.55	-0.53	-2	-4	-36	3
France - 10-Year Bond	-0.27	-0.25	-2	-3	-38	1
Spain - 10-Year Bond	0.23	0.25	-2	-1	-24	8
Portugal - 10-Year Bond	0.24	0.26	-2	-2	-20	8
Italy - 10-Year Bond	0.85	0.88	-3	-1	-56	3
Risk premium - Spain (10Y)	77	77	0	3	12	5
Risk premium - Portugal (10Y)	78	79	-1	2	16	5
Risk premium - Italy (10Y)	140	141	-1	3	-20	1
<b>US</b>						
Fed - Upper Bound	0.25	0.25	0	0	-150	-175
3 months (Libor)	0.22	0.22	0	0	-169	-187
12 months (Libor)	0.37	0.37	0	-1	-163	-166
2-Year Bond	0.12	0.13	-1	-2	-145	-150
10-Year Bond	0.65	0.65	0	-2	-127	-101
<b>Stock Markets</b>						
	9/29	9/28	Daily Change (%)	Weekly Change (%)	YTD (%)	YoY Change (%)
CaixaBank	1.82	1.90	-4.1	-6.8	-35.0	-24.6
Ibex 35	6714	6792	-1.1	1.0	-29.7	-27.4
PSI 20	4033	4089	-1.4	-2.2	-22.6	-18.9
MIB	19061	19160	-0.5	0.9	-18.9	-13.8
DAX	12826	12871	-0.4	1.8	-3.2	3.2
CAC 40	4832	4843	-0.2	1.2	-19.2	-14.9
Eurostoxx50	3214	3223	-0.3	1.6	-14.2	-9.9
FTSE 100	5898	5928	-0.5	1.2	-21.8	-20.4
S&P 500	3335	3352	-0.5	0.6	3.2	12.1
Nasdaq	11085	11118	-0.3	1.1	23.5	38.6
Nikkei 225	23539	23512	0.1	0.8	-0.5	8.2
MSCI Emerging Index	1069	1070	-0.1	-1.3	-4.1	6.8
MSCI Emerging Asia	594	594	0.0	-1.1	5.0	17.7
MSCI Emerging Latin America	1802	1824	-1.2	-5.1	-38.2	-32.4
Shanghai	3224	3218	0.2	-1.5	5.7	11.0
VIX Index	26.27	26.19	0.3	-2.2	90.6	61.8
<b>Currencies</b>						
	9/29	9/28	Daily Change (%)	Weekly Change (%)	YTD (%)	YoY Change (%)
EUR/USD	1.174	1.167	0.7	0.3	4.7	7.8
EUR/GBP	0.91	0.91	0.5	-0.7	7.9	3.0
EUR/CHF	1.08	1.08	0.1	0.3	-0.5	-0.7
USD/JPY	105.66	105.50	0.2	0.7	-2.7	-2.2
USD/CNY	6.82	6.81	0.1	0.5	-2.1	-4.7
USD/MXN	22.46	22.42	0.2	3.5	18.7	13.8
<b>Commodities</b>						
	9/29	9/28	Daily Change (%)	Weekly Change (%)	YTD (%)	YoY Change (%)
Global Commodities Index	70.3	71.0	-1.0	-1.0	-13.1	-9.7
Brent (US\$/barrel)	41.0	42.4	-3.3	-1.7	-37.8	-32.5
Gold (US\$/ounce)	1898.1	1881.5	0.9	-0.1	25.1	28.9
Metal Index	200.9	201.0	0.0	-1.4	3.8	3.1
Agricultural Index	261.9	262.4	-0.2	-1.8	-2.0	6.7

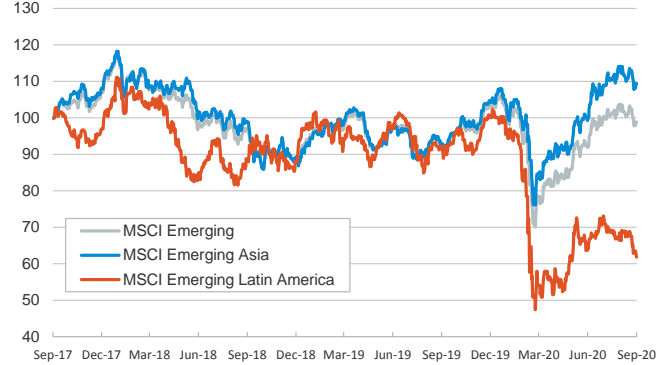
**Main advanced stock markets**

Index (100=Three years ago)



**Emerging economies stock markets**

Index (100=Three years ago)



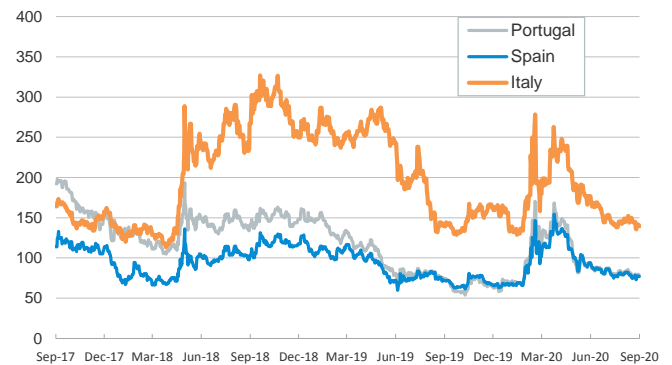
**Yield on 10-year public debt: U.S. and Germany**

(%)



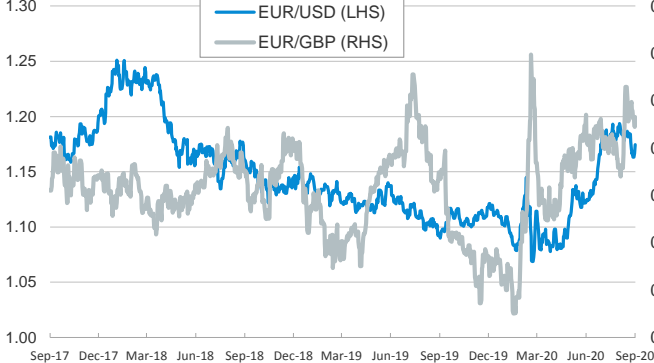
**Risk Premium on 10-year debt: Italy, Spain, and Portugal**

(basis points)



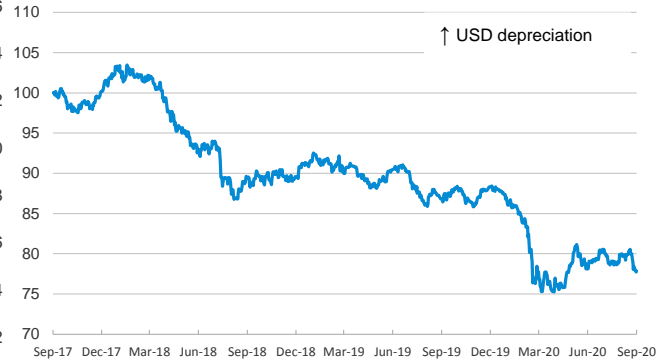
**Exchange rate: Advanced-economy currencies**

(Dollars per euro)



**Exchange rate: Emerging economies Index**

Index (100=Three years ago)



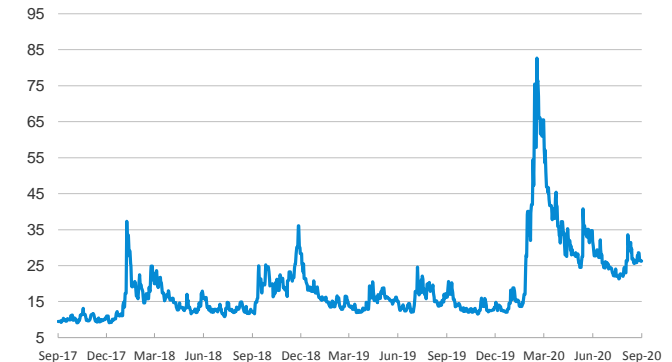
**Brent oil price**

(US\$/barrel)



**Implied volatility on US stock markets**

VIX Index



Notice regarding publication of the CaixaBank "Daily Report".

The "Daily Report" is a publication by CaixaBank Research that contains information and opinions from sources considered to be reliable. This document is for informative purposes only and CaixaBank is not liable in any way for any use made thereof. The opinions and estimates are those of the CaixaBank Research and are liable to change without prior notice.