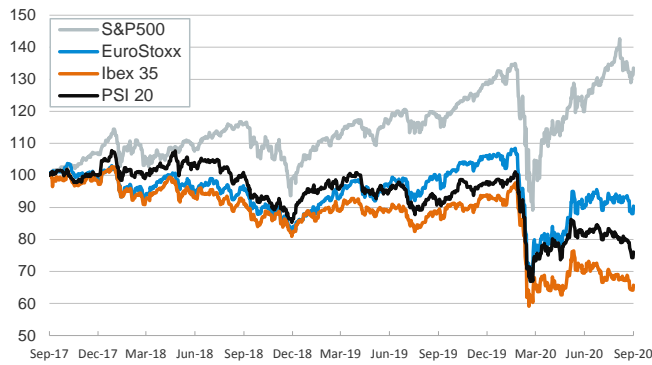


- ▶ Investors traded in a risk-on mood in yesterday's session as European and U.S. stock markets regained some of their recent losses in a rally led by the financial sector.
- ▶ European stocks had their best day since June and the Eurostoxx50 rose 2.7%. Meanwhile, the European Commission approved €87.5bn in financing under the SURE programme in the form of loans to EU countries to finance their short-term work schemes. Italy and Spain are set to receive low-interest loans of up €27.4bn and €21.3bn respectively.
- ▶ In the U.S., the S&P 500 gained 1.6% in a broad-based rally as chances of a stimulus deal in Congress edged higher. Investors remain cautious in light of Tuesday's presidential debate.
- ▶ Both the euro and the pound rose slightly, while the value of gold and the barrel of Brent rose 1.1% and 1.2% respectively.

Interest Rates (%)	9/28	9/25	Daily Change (basis points)	Weekly Change (basis points)	YTD (basis points)	YoY Change (basis points)
<b>Eurozone</b>						
ECB - Official Interest Rate (Refi)	0.00	0.00	0	0	0	0
Eonia	-0.47	-0.47	0	0	-2	-2
Swap Eonia (10Y)	-0.33	-0.34	1	2	-36	0
3 months (Euribor)	-0.49	-0.50	1	2	-11	-8
12 months (Euribor)	-0.43	-0.43	1	1	-18	-10
Germany - 2-Year Bond	-0.70	-0.71	0	2	-10	7
Germany - 10-Year Bond	-0.53	-0.53	0	0	-34	4
France - 10-Year Bond	-0.25	-0.25	0	0	-37	3
Spain - 10-Year Bond	0.25	0.25	0	-1	-22	10
Portugal - 10-Year Bond	0.26	0.27	-1	-1	-18	9
Italy - 10-Year Bond	0.88	0.89	-1	-4	-53	6
Risk premium - Spain (10Y)	77	78	0	-1	12	5
Risk premium - Portugal (10Y)	79	80	-1	-1	16	5
Risk premium - Italy (10Y)	141	141	-1	-4	-19	1
<b>US</b>						
Fed - Upper Bound	0.25	0.25	0	0	-150	-175
3 months (Libor)	0.22	0.22	0	0	-169	-188
12 months (Libor)	0.37	0.37	0	-1	-163	-167
2-Year Bond	0.13	0.13	0	-1	-144	-150
10-Year Bond	0.65	0.65	0	-2	-127	-103
<b>Stock Markets</b>						
	9/28	9/25	Daily Change (%)	Weekly Change (%)	YTD (%)	YoY Change (%)
CaixaBank	1.90	1.85	2.2	-2.8	-32.3	-21.1
Ibex 35	6792	6628	2.5	1.5	-28.9	-26.1
PSI 20	4089	3996	2.3	-1.7	-21.6	-17.1
MIB	19160	18698	2.5	2.0	-18.5	-13.0
DAX	12871	12469	3.2	2.6	-2.9	4.0
CAC 40	4843	4730	2.4	1.1	-19.0	-14.1
Eurostoxx50	3223	3137	2.7	2.0	-13.9	-9.1
FTSE 100	5928	5843	1.5	2.1	-21.4	-20.2
S&P 500	3352	3298	1.6	2.1	3.7	13.2
Nasdaq	11118	10914	1.9	3.1	23.9	40.0
Nikkei 225	23512	23205	1.3	0.6	-0.6	7.5
MSCI Emerging Index	1070	1059	1.0	-1.9	-4.0	6.8
MSCI Emerging Asia	594	587	1.2	-2.0	5.0	18.1
MSCI Emerging Latin America	1824	1851	-1.5	-3.5	-37.5	-32.1
Shanghai	3218	3219	-0.1	-3.0	5.5	9.7
VIX Index	26.19	26.38	-0.7	-5.7	90.1	52.1
<b>Currencies</b>						
	9/28	9/25	Daily Change (%)	Weekly Change (%)	YTD (%)	YoY Change (%)
EUR/USD	1.167	1.163	0.3	-0.9	4.0	6.6
EUR/GBP	0.91	0.91	-0.4	-1.0	7.5	2.2
EUR/CHF	1.08	1.08	-0.1	0.2	-0.6	-0.5
USD/JPY	105.50	105.58	-0.1	0.8	-2.9	-2.2
USD/CNY	6.81	6.82	-0.2	0.1	-2.2	-4.4
USD/MXN	22.42	22.34	0.4	5.0	18.4	13.8
<b>Commodities</b>						
	9/28	9/25	Daily Change (%)	Weekly Change (%)	YTD (%)	YoY Change (%)
Global Commodities Index	71.0	70.7	0.4	-0.2	-12.2	-9.4
Brent (US\$/barrel)	42.4	41.9	1.2	2.4	-35.7	-31.5
Gold (US\$/ounce)	1881.5	1861.6	1.1	-1.6	24.0	25.7
Metal Index	201.0	198.2	1.4	-0.8	3.8	3.1
Agricultural Index	262.4	264.0	-0.6	-1.5	-1.8	9.0

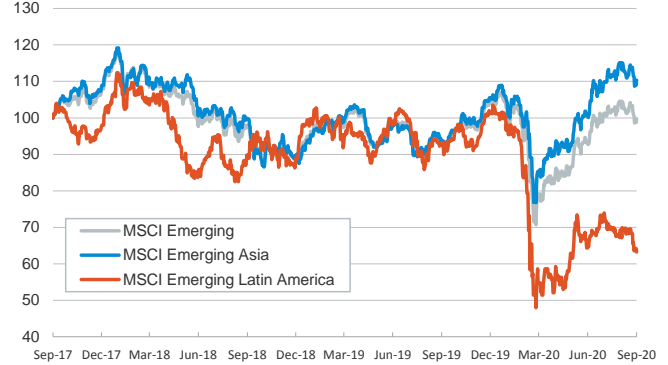
**Main advanced stock markets**

Index (100=Three years ago)



**Emerging economies stock markets**

Index (100=Three years ago)



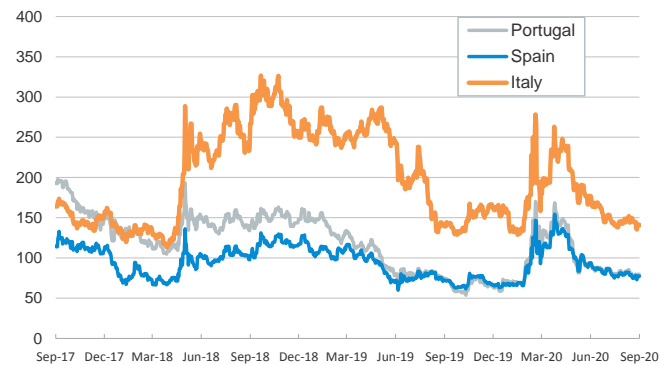
**Yield on 10-year public debt: U.S. and Germany**

(%)



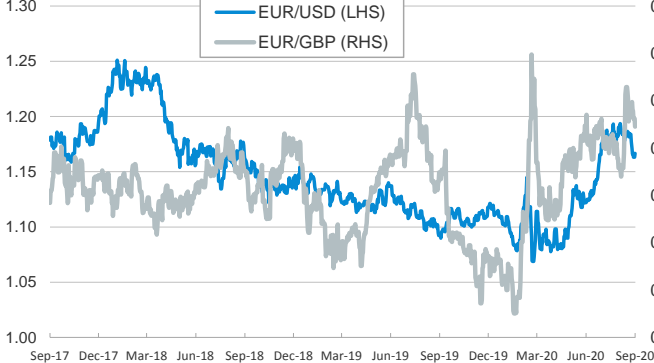
**Risk Premium on 10-year debt: Italy, Spain, and Portugal**

(basis points)



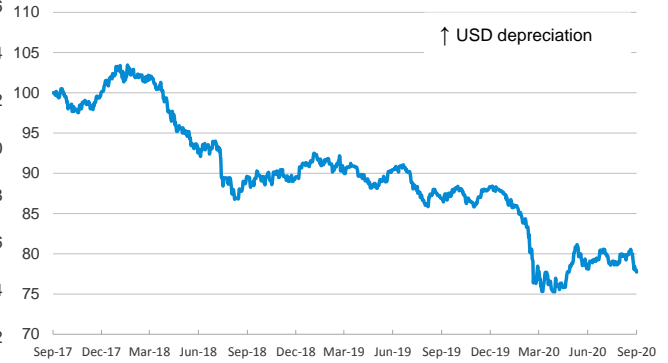
**Exchange rate: Advanced-economy currencies**

(Dollars per euro)



**Exchange rate: Emerging economies Index**

Index (100=Three years ago)



**Brent oil price**

(US\$/barrel)



**Implied volatility on US stock markets**

VIX Index



Notice regarding publication of the CaixaBank "Daily Report".

The "Daily Report" is a publication by CaixaBank Research that contains information and opinions from sources considered to be reliable. This document is for informative purposes only and CaixaBank is not liable in any way for any use made thereof. The opinions and estimates are those of the CaixaBank Research and are liable to change without prior notice.