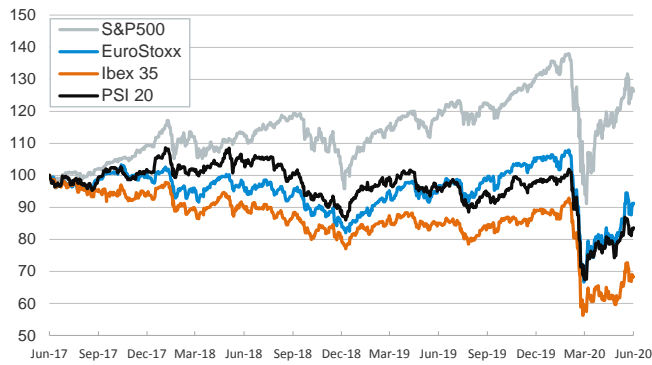


- ▶ In the last session of the week investors traded cautiously amid doubts over the evolution of the pandemic in the US and as EU leaders ended their Friday meeting with no agreement on the EU recovery plan.
- ▶ In this context, stock indices rose modestly in the euro area and in emerging economies while the S&P 500 declined, dragged by utilities shares. In fixed-income markets, yields on euro area sovereign bonds and on the US Treasuries edged slightly down.
- ▶ In FX markets, most emerging economies' currencies recovered lost ground against the US dollar while the euro weakened and fluctuated around \$1.12.
- ▶ This week, investors will focus on the release of economic sentiment indicators for June, which might show the degree of the economic recovery (euro area consumer confidence -today- and advanced economies' PMIs -Tuesday-).

Interest Rates (%)	6/19	6/18	Daily Change (basis points)	Weekly Change (basis points)	YTD (basis points)	YoY Change (basis points)
Eurozone						
ECB - Official Interest Rate (Refi)	0.00	0.00	0	0	0	0
Eonia	-0.46	-0.46	0	0	-1	-9
Swap Eonia (10Y)	-0.30	-0.30	0	-2	-33	-37
3 months (Euribor)	-0.41	-0.39	-2	-4	-2	-6
12 months (Euribor)	-0.17	-0.15	-2	-5	8	4
Germany - 2-Year Bond	-0.67	-0.65	-2	0	-7	7
Germany - 10-Year Bond	-0.42	-0.41	-1	2	-23	-13
France - 10-Year Bond	-0.09	-0.07	-2	-5	-21	-14
Spain - 10-Year Bond	0.49	0.52	-2	-10	3	6
Portugal - 10-Year Bond	0.51	0.49	2	-6	7	-7
Italy - 10-Year Bond	1.36	1.38	-2	-9	-5	-79
Risk premium - Spain (10Y)	91	92	-2	-13	26	19
Risk premium - Portugal (10Y)	92	90	2	-9	30	6
Risk premium - Italy (10Y)	177	178	-1	-11	18	-66
US						
Fed - Upper Bound	0.25	0.25	0	0	-150	-225
3 months (Libor)	0.31	0.31	0	-1	-160	-204
12 months (Libor)	0.58	0.58	0	-1	-142	-162
2-Year Bond	0.19	0.19	0	0	-138	-158
10-Year Bond	0.69	0.71	-2	-1	-123	-136
Stock Markets						
	6/19	6/18	Daily Change (%)	Weekly Change (%)	YTD (%)	YoY Change (%)
CaixaBank	1.92	1.93	-0.9	3.1	-31.5	-22.2
Ibex 35	7414	7390	0.3	1.7	-22.4	-19.6
PSI 20	4461	4428	0.7	2.3	-14.4	-13.0
MIB	19619	19486	0.7	3.9	-16.5	-8.3
DAX	12331	12282	0.4	3.2	-6.9	-0.1
CAC 40	4979	4959	0.4	2.9	-16.7	-9.9
Eurostoxx50	3269	3250	0.6	3.7	-12.7	-5.7
FTSE 100	6293	6224	1.1	3.1	-16.6	-15.1
S&P 500	3098	3115	-0.6	1.9	-4.1	5.0
Nasdaq	9946	9943	0.0	3.7	10.8	23.8
Nikkei 225	22479	22355	0.6	0.8	-5.0	5.7
MSCI Emerging Index	1001	995	0.6	1.5	-10.2	-4.9
MSCI Emerging Asia	542	539	0.6	1.9	-4.3	3.3
MSCI Emerging Latin America	1940	1927	0.7	-1.0	-33.5	-32.6
Shanghai	2968	2939	1.0	1.6	-2.7	-1.1
VIX Index	35.12	32.94	6.6	-2.7	154.9	128.1
Currencies						
	6/19	6/18	Daily Change (%)	Weekly Change (%)	YTD (%)	YoY Change (%)
EUR/USD	1.118	1.121	-0.2	-0.7	-0.3	-1.7
EUR/GBP	0.91	0.90	0.4	0.8	7.0	1.5
EUR/CHF	1.06	1.07	-0.2	-0.7	-1.9	-4.1
USD/JPY	106.87	106.97	-0.1	-0.5	-1.6	-0.4
USD/CNY	7.07	7.09	-0.3	-0.2	1.5	2.9
USD/MXN	22.63	22.75	-0.5	1.7	19.6	18.3
Commodities						
	6/19	6/18	Daily Change (%)	Weekly Change (%)	YTD (%)	YoY Change (%)
Global Commodities Index	64.6	64.1	0.7	1.4	-20.2	-18.1
Brent (US\$/barrel)	42.2	41.5	1.6	8.9	-36.1	-35.3
Gold (US\$/ounce)	1743.9	1722.9	1.2	0.8	14.9	24.6
Metal Index	177.0	176.7	0.2	1.4	-8.6	-5.4
Agricultural Index	235.3	234.6	0.3	-0.4	-12.0	-9.4

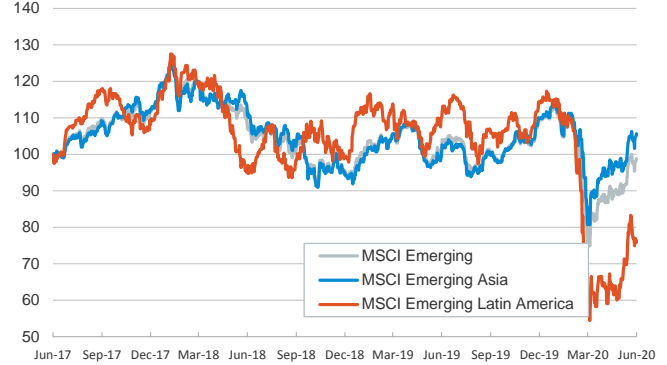
Main advanced stock markets

Index (100=Three years ago)



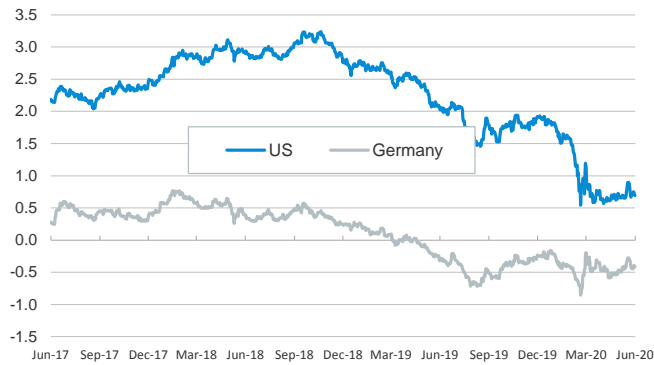
Emerging economies stock markets

Index (100=Three years ago)



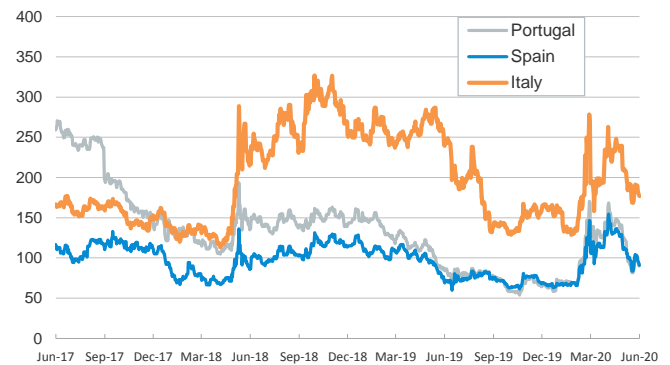
Yield on 10-year public debt: U.S. and Germany

(%)



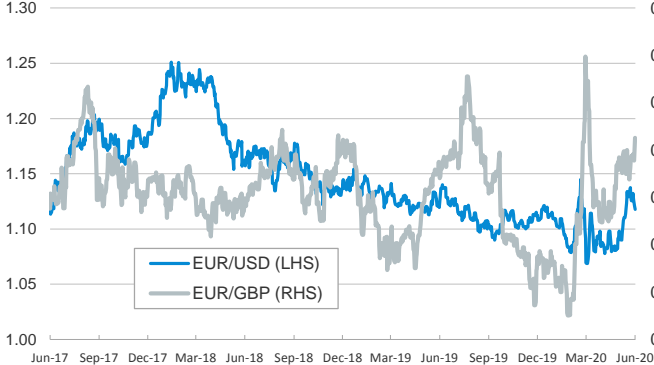
Risk Premium on 10-year debt: Italy, Spain, and Portugal

(basis points)



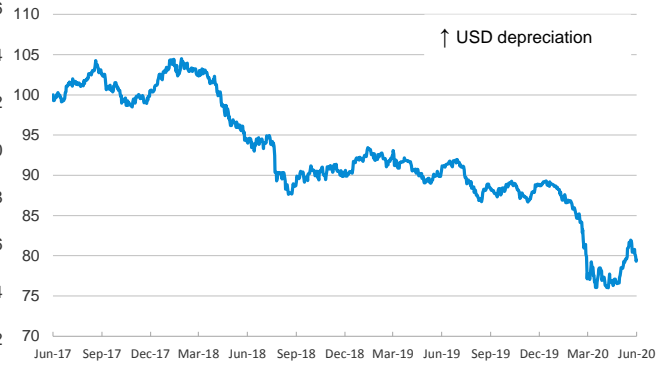
Exchange rate: Advanced-economy currencies

(Dollars per euro)



Exchange rate: Emerging economies Index

Index (100=Three years ago)



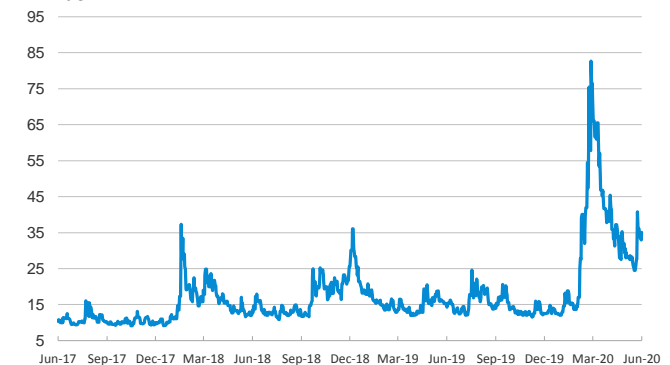
Brent oil price

(US\$/barrel)



Implied volatility on US stock markets

VIX Index



Notice regarding publication of the CaixaBank "Daily Report".

The "Daily Report" is a publication by CaixaBank Research that contains information and opinions from sources considered to be reliable. This document is for informative purposes only and CaixaBank is not liable in any way for any use made thereof. The opinions and estimates are those of the CaixaBank Research and are liable to change without prior notice.