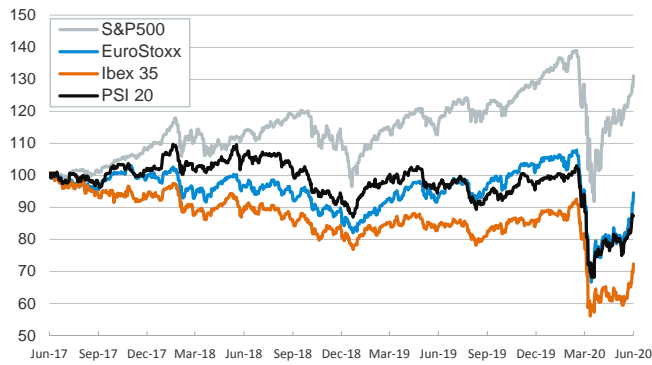


- ▶ A better-than-expected U.S. employment report for May boosted investor sentiment in the last session of the week.
- ▶ U.S. non-farm payrolls rose by 2,5 million, while the consensus expected it to decline by -7,5 million. Similarly, the unemployment rate, expected to rise towards 19%, fell to 13.3% from 14.7% in April. Investors read this positive surprise in the labor market as a signal that the worst of the downturn might be over.
- ▶ In this context, stock indices rose across the globe and yields on sovereign bonds edged up (the 10 year U.S. Treasury yielded 0.90%, a level not seen since mid-March).
- ▶ In oil markets, the price of the barrel of Brent rose above \$42 after the OPEC decided to extend current supply cuts during July and force non-compliant countries to compensate with higher cuts in a meeting over the weekend.
- ▶ This week the focus will be on the [Federal Reserve meeting](#) (Tue. and Wed.) and the OECD economic outlook (Wed.).

Interest Rates (%)	6/5	6/4	Daily Change (basis points)	Weekly Change (basis points)	YTD (basis points)	YoY Change (basis points)
Eurozone						
ECB - Official Interest Rate (Refi)	0.00	0.00	0	0	0	0
Eonia	-0.46	-0.46	0	-1	-1	-21
Swap Eonia (10Y)	-0.17	-0.20	3	14	-19	-25
3 months (Euribor)	-0.35	-0.35	0	-5	3	-3
12 months (Euribor)	-0.12	-0.11	-1	-4	13	6
Germany - 2-Year Bond	-0.60	-0.61	0	6	0	7
Germany - 10-Year Bond	-0.28	-0.32	4	17	-9	-2
France - 10-Year Bond	0.02	-0.01	2	9	-10	-7
Spain - 10-Year Bond	0.56	0.56	0	0	9	1
Portugal - 10-Year Bond	0.54	0.53	1	3	10	-9
Italy - 10-Year Bond	1.41	1.42	-1	-6	0	-95
Risk premium - Spain (10Y)	84	88	-4	-17	18	3
Risk premium - Portugal (10Y)	82	85	-3	-14	19	-7
Risk premium - Italy (10Y)	169	174	-5	-24	9	-93
US						
Fed - Upper Bound	0.25	0.25	0	0	-150	-225
3 months (Libor)	0.31	0.32	-1	-3	-160	-214
12 months (Libor)	0.63	0.63	0	-4	-137	-172
2-Year Bond	0.21	0.19	2	5	-136	-164
10-Year Bond	0.90	0.82	8	25	-102	-118
Stock Markets						
	6/5	6/4	Daily Change (%)	Weekly Change (%)	YTD (%)	YoY Change (%)
CaixaBank	2.05	1.91	7.6	22.1	-26.7	-21.6
Ibex 35	7873	7567	4.0	10.9	-17.6	-14.8
PSI 20	4609	4621	-0.3	6.4	-11.6	-10.4
MIB	20188	19634	2.8	10.9	-14.1	-0.9
DAX	12848	12431	3.4	10.9	-3.0	6.7
CAC 40	5198	5012	3.7	10.7	-13.1	-3.1
Eurostoxx50	3384	3262	3.8	11.0	-9.6	0.2
FTSE 100	6484	6341	2.3	6.7	-14.0	-11.6
S&P 500	3194	3112	2.6	4.9	-1.1	11.2
Nasdaq	9814	9616	2.1	3.4	9.4	26.8
Nikkei 225	22864	22696	0.7	4.5	-3.4	9.5
MSCI Emerging Index	1003	989	1.4	7.8	-10.0	-0.5
MSCI Emerging Asia	538	531	1.2	7.0	-5.0	7.2
MSCI Emerging Latin America	2055	1985	3.6	15.8	-29.6	-25.1
Shanghai	2931	2919	0.4	2.8	-3.9	3.6
VIX Index	24.52	25.81	-5.0	-10.9	77.9	50.4
Currencies						
	6/5	6/4	Daily Change (%)	Weekly Change (%)	YTD (%)	YoY Change (%)
EUR/USD	1.129	1.134	-0.4	1.7	0.7	-0.4
EUR/GBP	0.89	0.90	-1.0	-0.9	5.4	0.2
EUR/CHF	1.09	1.08	0.3	1.8	0.1	-3.0
USD/JPY	109.59	109.15	0.4	1.6	0.9	1.3
USD/CNY	7.08	7.11	-0.4	-0.8	1.7	2.5
USD/MXN	21.58	21.92	-1.5	-2.7	14.0	10.0
Commodities						
	6/5	6/4	Daily Change (%)	Weekly Change (%)	YTD (%)	YoY Change (%)
Global Commodities Index	64.7	64.4	0.5	1.8	-20.0	-16.1
Brent (US\$/barrel)	42.3	40.0	5.8	19.7	-35.9	-33.2
Gold (US\$/ounce)	1685.1	1714.0	-1.7	-2.6	11.1	25.7
Metal Index	174.3	171.2	1.8	4.2	-9.9	-5.3
Agricultural Index	235.3	234.5	0.3	2.8	-12.0	-4.9

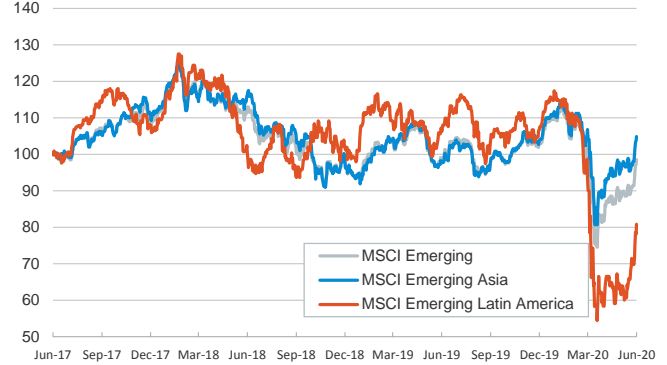
Main advanced stock markets

Index (100=Three years ago)



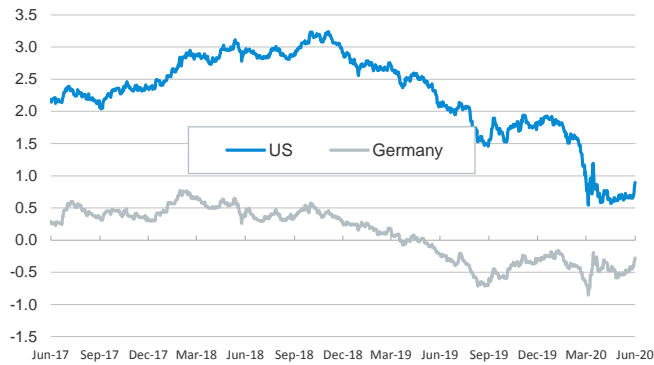
Emerging economies stock markets

Index (100=Three years ago)



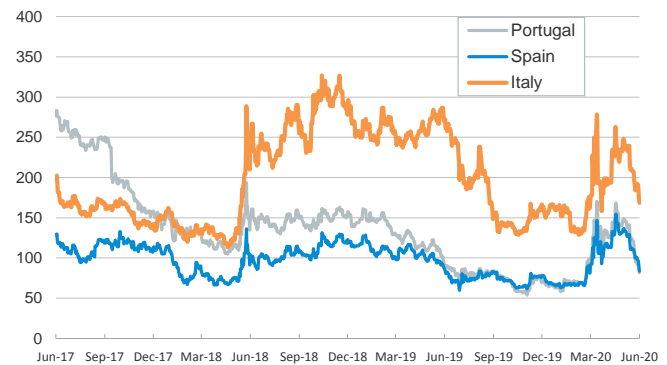
Yield on 10-year public debt: U.S. and Germany

(%)



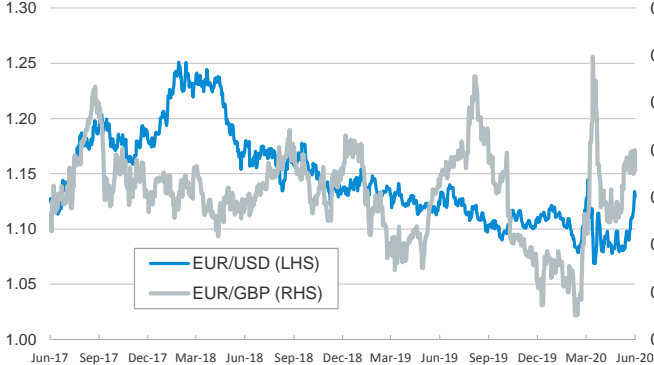
Risk Premium on 10-year debt: Italy, Spain, and Portugal

(basis points)



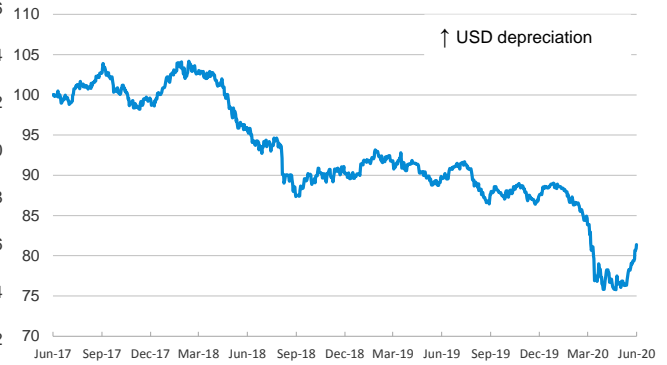
Exchange rate: Advanced-economy currencies

(Dollars per euro)



Exchange rate: Emerging economies Index

Index (100=Three years ago)



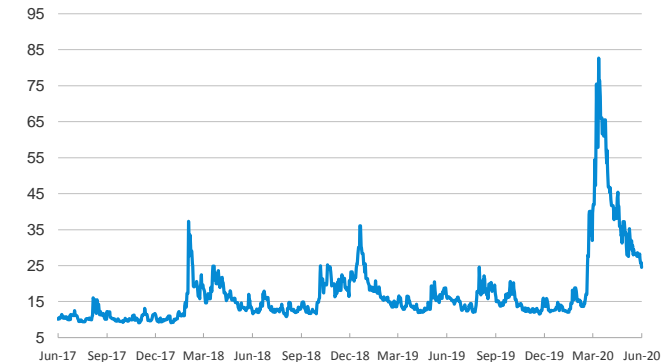
Brent oil price

(US\$/barrel)



Implied volatility on US stock markets

VIX Index



Notice regarding publication of the CaixaBank "Daily Report".

The "Daily Report" is a publication by CaixaBank Research that contains information and opinions from sources considered to be reliable. This document is for informative purposes only and CaixaBank is not liable in any way for any use made thereof. The opinions and estimates are those of the CaixaBank Research and are liable to change without prior notice.