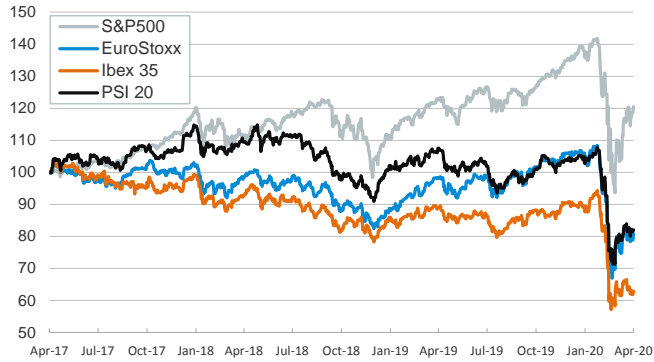


- ▶ In the first session of the week, investor sentiment improved as covid-19 deaths slowed in Europe and some major economies moved shyly toward reopening.
- ▶ Stock indices rose in advanced and emerging economies and volatility decreased. In fixed-income markets, yields on the 10-year Bund and Treasury edged up while peripheral risk premiums decreased.
- ▶ In oil markets, the barrel of Brent extended its losses and fell below \$20 amid storage capacity concerns and the collapse of oil demand. These concerns were reflected as well in the WTI reference (June contract), which traded below \$15 per barrel.
- ▶ Yesterday, the Bank of Japan decided in its monetary policy meeting to keep interest rates on hold at -0.10% and to provide additional stimulus to the economy through unlimited asset purchases.

Interest Rates (%)	4/27	4/24	Daily Change (basis points)	Weekly Change (basis points)	YTD (basis points)	YoY Change (basis points)
Eurozone						
ECB - Official Interest Rate (Refi)	0.00	0.00	0	0	0	0
Eonia	-0.45	-0.45	0	0	-1	-8
Swap Eonia (10Y)	-0.26	-0.27	2	-1	-28	-57
3 months (Euribor)	-0.22	-0.19	-3	2	16	9
12 months (Euribor)	-0.11	-0.08	-3	-2	14	0
Germany - 2-Year Bond	-0.66	-0.71	4	1	-6	-7
Germany - 10-Year Bond	-0.45	-0.47	2	-1	-27	-43
France - 10-Year Bond	0.01	0.02	-1	-5	-10	-34
Spain - 10-Year Bond	0.89	0.95	-6	0	42	-14
Portugal - 10-Year Bond	1.02	1.09	-7	-3	58	-11
Italy - 10-Year Bond	1.76	1.84	-8	-18	35	-83
Risk premium - Spain (10Y)	134	143	-8	0	69	30
Risk premium - Portugal (10Y)	147	156	-9	-3	85	32
Risk premium - Italy (10Y)	221	231	-10	-17	62	-39
US						
Fed - Upper Bound	0.25	0.25	0	0	-150	-225
3 months (Libor)	0.89	0.89	0	-21	-102	-169
12 months (Libor)	0.94	0.94	0	-4	-106	-178
2-Year Bond	0.22	0.22	0	2	-135	-206
10-Year Bond	0.66	0.60	6	5	-126	-184
Stock Markets						
	4/27	4/24	Daily Change (%)	Weekly Change (%)	YTD (%)	YoY Change (%)
CaixaBank	1.53	1.54	-0.3	-4.1	-45.2	-46.0
Ibex 35	6732	6614	1.8	-1.5	-29.5	-29.2
PSI 20	4137	4112	0.6	0.2	-20.7	-23.7
MIB	17380	16859	3.1	1.9	-26.1	-20.0
DAX	10660	10336	3.1	-0.1	-19.5	-13.4
CAC 40	4505	4393	2.5	-0.5	-24.6	-19.1
Eurostoxx50	2882	2809	2.6	-0.9	-23.0	-17.7
FTSE 100	5847	5752	1.6	0.6	-22.5	-21.3
S&P 500	2878	2837	1.5	2.0	-10.9	-2.1
Nasdaq	8730	8635	1.1	2.0	-2.7	7.3
Nikkei 225	19783	19262	2.7	0.6	-16.4	-11.1
MSCI Emerging Index	895	879	1.8	-0.4	-19.7	-16.9
MSCI Emerging Asia	491	482	1.8	-0.4	-13.3	-10.1
MSCI Emerging Latin America	1555	1502	3.5	-4.9	-46.7	-43.9
Shanghai	2815	2809	0.2	-1.3	-7.7	-8.8
VIX Index	33.29	35.93	-7.3	-24.0	141.6	161.5
Currencies						
	4/27	4/24	Daily Change (%)	Weekly Change (%)	YTD (%)	YoY Change (%)
EUR/USD	1.083	1.082	0.1	-0.3	-3.4	-2.9
EUR/GBP	0.87	0.88	-0.5	-0.2	3.0	1.0
EUR/CHF	1.06	1.05	0.3	0.5	-2.7	-7.1
USD/JPY	107.25	107.51	-0.2	-0.3	-1.3	-3.9
USD/CNY	7.09	7.08	0.1	0.2	1.8	5.3
USD/MXN	24.70	24.98	-1.1	2.7	30.5	30.4
Commodities						
	4/27	4/24	Daily Change (%)	Weekly Change (%)	YTD (%)	YoY Change (%)
Global Commodities Index	59.6	60.2	-1.1	-3.9	-26.4	-26.3
Brent (US\$/barrel)	20.0	21.4	-6.8	-21.8	-69.7	-72.3
Gold (US\$/ounce)	1714.0	1729.6	-0.9	1.1	13.0	33.3
Metal Index	162.8	162.4	0.2	-0.6	-15.9	-18.5
Agricultural Index	225.3	228.4	-1.4	-3.0	-15.7	-5.1

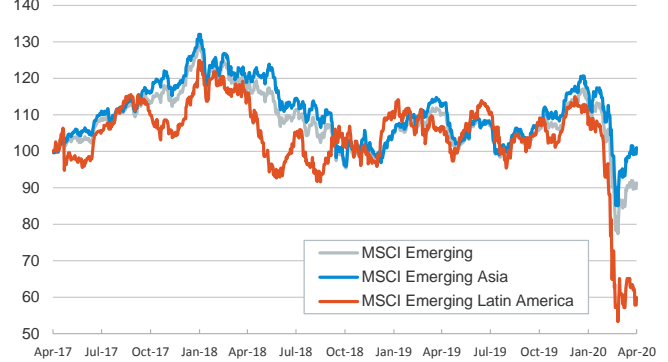
Main advanced stock markets

Index (100=Three years ago)



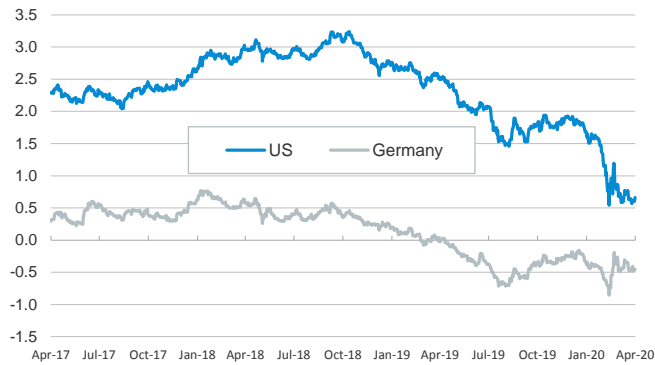
Emerging economies stock markets

Index (100=Three years ago)



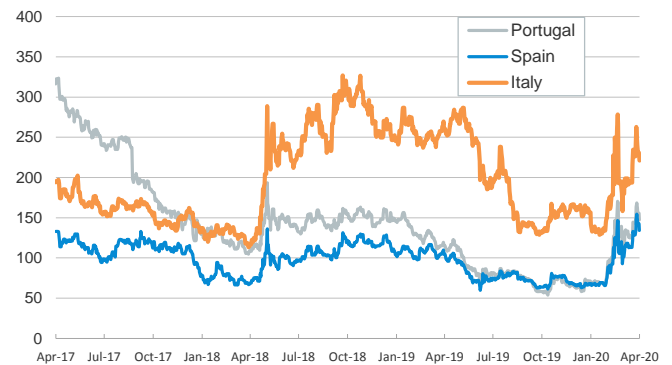
Yield on 10-year public debt: U.S. and Germany

(%)



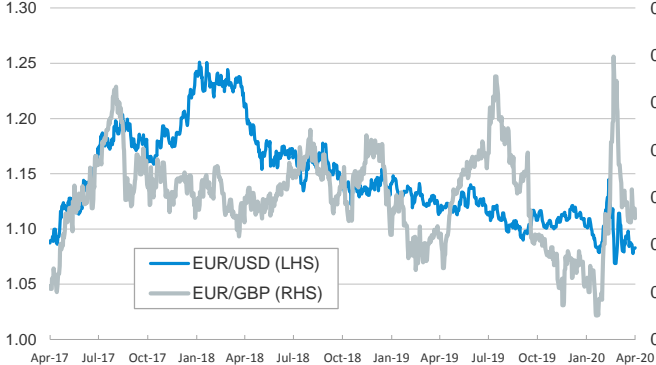
Risk Premium on 10-year debt: Italy, Spain, and Portugal

(basis points)



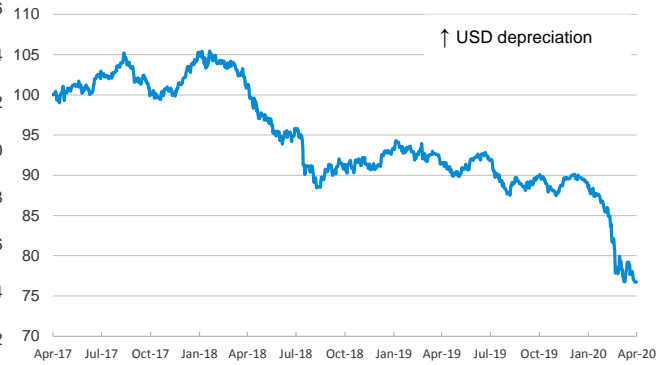
Exchange rate: Advanced-economy currencies

(Dollars per euro)



Exchange rate: Emerging economies Index

Index (100=Three years ago)



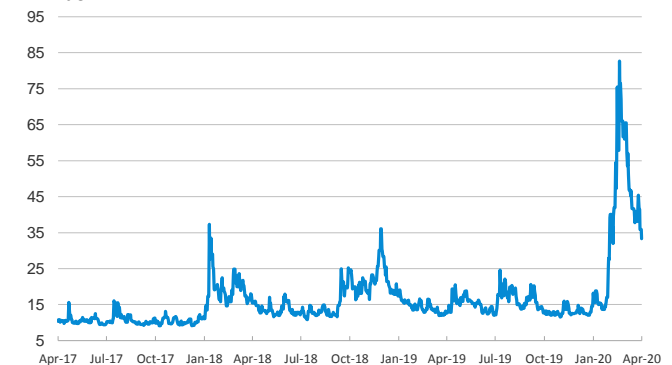
Brent oil price

(US\$/barrel)



Implied volatility on US stock markets

VIX Index



Notice regarding publication of the CaixaBank "Daily Report".

The "Daily Report" is a publication by CaixaBank Research that contains information and opinions from sources considered to be reliable. This document is for informative purposes only and CaixaBank is not liable in any way for any use made thereof. The opinions and estimates are those of the CaixaBank Research and are liable to change without prior notice.