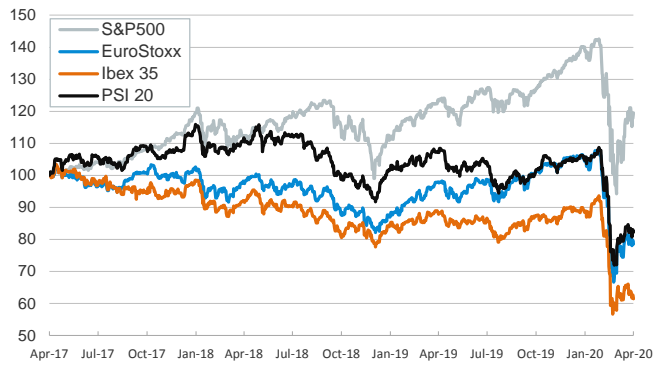


- ▶ In the last session of the week, investors traded cautiously in Europe amid dramatic economic sentiment data in Germany (Ifo sentiment fell to the lowest recorded level) and the absence of a clear EU-wide proposal to fund the recovery in Thursday's European Council meeting.
- ▶ In this context, stock indices declined in Europe and in emerging economies while, in the US, stocks rose driven by better-than-expected earnings releases and efforts to reopen the economy. In fixed income markets, sovereign yields declined in peripheral and core euro area countries.
- ▶ On Friday, S&P kept the Italian sovereign rating unchanged at BBB with negative outlook.
- ▶ This week, the focus will be on the FOMC and ECB meetings on Wednesday and Thursday, respectively (more details [here](#) and [here](#)) and Q1 GDP figures in the US (Wednesday) and Spain and the euro area (both on Thursday).

Interest Rates (%)	4/24	4/23	Daily Change (basis points)	Weekly Change (basis points)	YTD (basis points)	YoY Change (basis points)
<b>Eurozone</b>						
ECB - Official Interest Rate (Refi)	0.00	0.00	0	0	0	0
Eonia	-0.45	-0.45	0	0	-1	-8
Swap Eonia (10Y)	-0.27	-0.25	-2	-1	-30	-59
3 months (Euribor)	-0.19	-0.16	-3	5	19	12
12 months (Euribor)	-0.08	-0.07	-2	2	17	3
Germany - 2-Year Bond	-0.71	-0.67	-4	-3	-10	-11
Germany - 10-Year Bond	-0.47	-0.42	-5	0	-29	-45
France - 10-Year Bond	0.02	0.08	-6	-1	-10	-33
Spain - 10-Year Bond	0.95	1.05	-10	14	48	-7
Portugal - 10-Year Bond	1.09	1.20	-11	12	64	-4
Italy - 10-Year Bond	1.84	1.98	-15	5	43	-75
Risk premium - Spain (10Y)	143	147	-5	14	77	38
Risk premium - Portugal (10Y)	156	162	-6	12	93	41
Risk premium - Italy (10Y)	231	241	-10	5	72	-30
<b>US</b>						
Fed - Upper Bound	0.25	0.25	0	0	-150	-225
3 months (Libor)	0.89	0.99	-10	-22	-102	-169
12 months (Libor)	0.94	0.96	-2	-4	-106	-178
2-Year Bond	0.22	0.22	0	2	-135	-206
10-Year Bond	0.60	0.60	0	-4	-132	-190
<b>Stock Markets</b>						
	4/24	4/23	Daily Change (%)	Weekly Change (%)	YTD (%)	YoY Change (%)
CaixaBank	1.54	1.59	-3.1	-4.3	-45.0	-45.8
Ibex 35	6614	6747	-2.0	-3.8	-30.7	-30.4
PSI 20	4112	4149	-0.9	-1.4	-21.1	-24.1
MIB	16859	17011	-0.9	-1.2	-28.3	-22.4
DAX	10336	10514	-1.7	-2.7	-22.0	-16.1
CAC 40	4393	4451	-1.3	-2.3	-26.5	-21.1
Eurostoxx50	2809	2852	-1.5	-2.7	-25.0	-19.8
FTSE 100	5752	5827	-1.3	-0.6	-23.7	-22.6
S&P 500	2837	2798	1.4	-1.3	-12.2	-3.5
Nasdaq	8635	8495	1.6	-0.2	-3.8	6.2
Nikkei 225	19262	19429	-0.9	-3.2	-18.6	-13.5
MSCI Emerging Index	879	892	-1.4	-2.4	-21.1	-18.4
MSCI Emerging Asia	482	488	-1.1	-2.2	-14.8	-11.6
MSCI Emerging Latin America	1502	1596	-5.9	-8.8	-48.5	-45.8
Shanghai	2809	2839	-1.1	-1.1	-7.9	-9.0
VIX Index	35.93	41.38	-13.2	-5.8	160.7	182.2
<b>Currencies</b>						
	4/24	4/23	Daily Change (%)	Weekly Change (%)	YTD (%)	YoY Change (%)
EUR/USD	1.082	1.078	0.4	-0.5	-3.5	-2.9
EUR/GBP	0.88	0.87	0.3	0.7	3.5	1.4
EUR/CHF	1.05	1.05	0.1	0.1	-3.0	-7.4
USD/JPY	107.51	107.60	-0.1	0.0	-1.0	-3.6
USD/CNY	7.08	7.07	0.2	0.1	1.7	5.2
USD/MXN	24.98	24.81	0.7	5.4	32.0	31.9
<b>Commodities</b>						
	4/24	4/23	Daily Change (%)	Weekly Change (%)	YTD (%)	YoY Change (%)
Global Commodities Index	60.2	60.8	-0.9	-3.0	-25.5	-25.4
Brent (US\$/barrel)	21.4	21.3	0.5	-23.6	-67.5	-70.3
Gold (US\$/ounce)	1729.6	1730.5	-0.1	2.8	14.0	34.5
Metal Index	162.4	161.5	0.6	-0.7	-16.1	-18.7
Agricultural Index	228.4	232.3	-1.7	-2.2	-14.6	-3.8

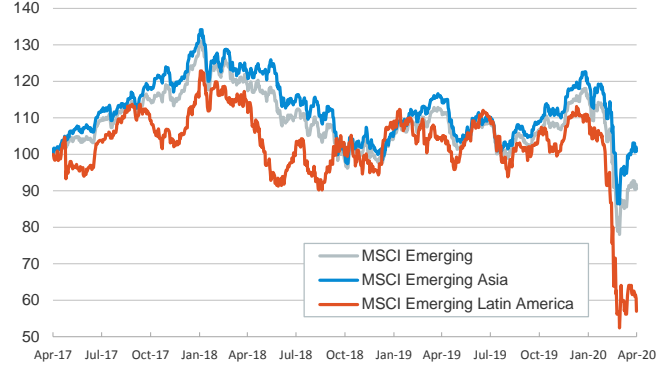
**Main advanced stock markets**

Index (100=Three years ago)



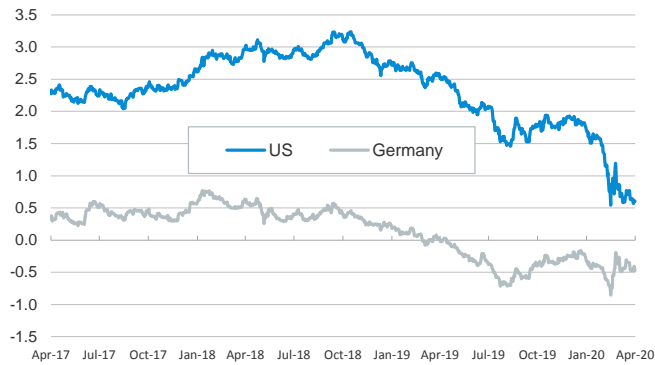
**Emerging economies stock markets**

Index (100=Three years ago)



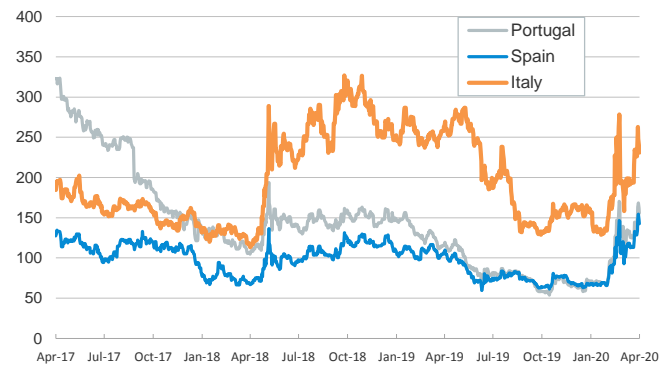
**Yield on 10-year public debt: U.S. and Germany**

(%)



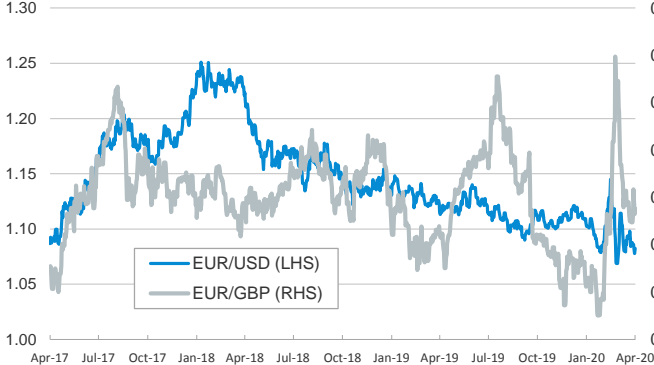
**Risk Premium on 10-year debt: Italy, Spain, and Portugal**

(basis points)



**Exchange rate: Advanced-economy currencies**

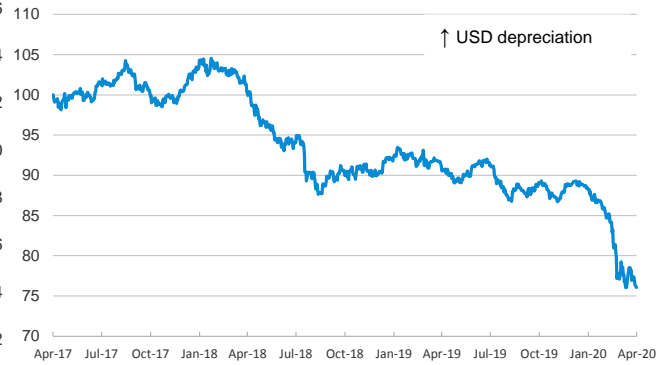
(Dollars per euro)



(GBP per euro)

**Exchange rate: Emerging economies Index**

Index (100=Three years ago)



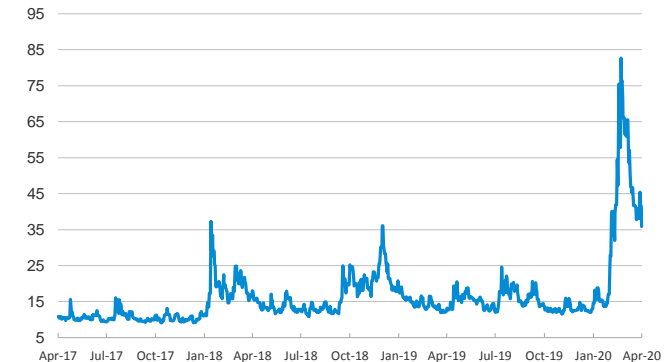
**Brent oil price**

(US\$/barrel)



**Implied volatility on US stock markets**

VIX Index



Notice regarding publication of the CaixaBank "Daily Report".

The "Daily Report" is a publication by CaixaBank Research that contains information and opinions from sources considered to be reliable. This document is for informative purposes only and CaixaBank is not liable in any way for any use made thereof. The opinions and estimates are those of the CaixaBank Research and are liable to change without prior notice.