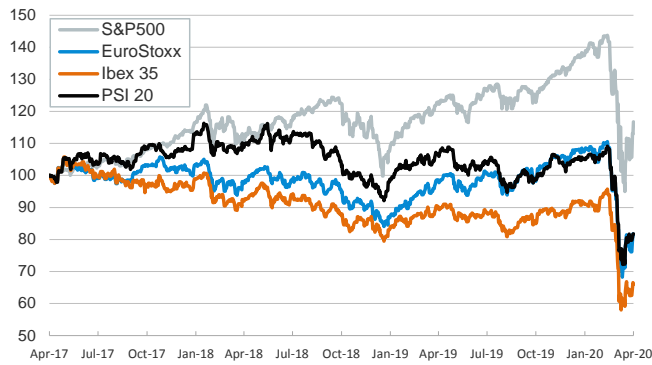


- ▶ U.S. stocks climbed on optimism for another round of stimulus while euro area stocks were mixed after EU finance ministers failed to agree on an economic package to respond to the pandemic (the Eurogroup will meet again today).
- ▶ On the U.S. policy front, the minutes of the Fed's March meeting showed that FOMC participants saw a sharp deterioration of the near-term outlook and noted that it was "profoundly uncertain". Also, Bernie Sanders dropped out of the Democratic primaries, and Joe Biden is set to face Donald Trump in November's election.
- ▶ In oil markets, the barrel of Brent rose amid expectations of a production cut agreement at today's OPEC+ meeting.
- ▶ This morning, the Bank of England announced that it will extend the size of the "Ways and Means Facility" (the government's pre-existing overdraft at the BoE) to an undisclosed amount. This will provide a direct source of liquidity to the government. The extension is temporary and drawings will be repaid no later than year-end.

Interest Rates (%)	4/8	4/7	Daily Change (basis points)	Weekly Change (basis points)	YTD (basis points)	YoY Change (basis points)
Eurozone						
ECB - Official Interest Rate (Refi)	0.00	0.00	0	0	0	0
Eonia	-0.45	-0.45	0	-1	0	-8
Swap Eonia (10Y)	-0.14	-0.16	1	9	-17	-48
3 months (Euribor)	-0.25	-0.29	4	9	13	6
12 months (Euribor)	-0.09	-0.12	3	8	16	2
Germany - 2-Year Bond	-0.60	-0.61	1	4	0	-2
Germany - 10-Year Bond	-0.31	-0.31	0	15	-12	-30
France - 10-Year Bond	0.17	0.17	-1	16	5	-18
Spain - 10-Year Bond	0.84	0.82	2	14	37	-23
Portugal - 10-Year Bond	0.98	0.95	3	9	54	-22
Italy - 10-Year Bond	1.65	1.61	4	14	24	-77
Risk premium - Spain (10Y)	115	113	2	-1	49	6
Risk premium - Portugal (10Y)	128	126	3	-7	66	8
Risk premium - Italy (10Y)	196	192	3	-1	36	-48
US						
Fed - Upper Bound	0.25	0.25	0	0	-150	-225
3 months (Libor)	1.32	1.32	0	-12	-59	-126
12 months (Libor)	1.04	1.04	0	4	-96	-171
2-Year Bond	0.25	0.26	-1	4	-132	-210
10-Year Bond	0.77	0.71	6	19	-115	-173
Stock Markets						
	4/8	4/7	Daily Change (%)	Weekly Change (%)	YTD (%)	YoY Change (%)
CaixaBank	1.77	1.74	1.7	6.1	-36.7	-39.8
Ibex 35	6952	7002	-0.7	5.7	-27.2	-26.1
PSI 20	4071	4069	0.0	2.0	-21.9	-22.8
MIB	17381	17412	-0.2	5.1	-26.1	-19.8
DAX	10333	10357	-0.2	8.3	-22.0	-12.8
CAC 40	4443	4438	0.1	5.6	-25.7	-18.3
Eurostoxx50	2851	2858	-0.2	6.4	-23.9	-16.6
FTSE 100	5678	5704	-0.5	4.1	-24.7	-23.5
S&P 500	2750	2659	3.4	11.3	-14.9	-4.5
Nasdaq	8091	7887	2.6	9.9	-9.8	2.3
Nikkei 225	19353	18950	2.1	7.1	-18.2	-11.2
MSCI Emerging Index	874	878	-0.5	5.6	-21.6	-20.1
MSCI Emerging Asia	472	476	-0.9	4.7	-16.6	-14.9
MSCI Emerging Latin America	1661	1620	2.5	10.1	-43.1	-41.4
Shanghai	2815	2821	-0.2	3.0	-7.7	-13.1
VIX Index	43.35	46.70	-7.2	-24.0	214.6	203.6
Currencies						
	4/8	4/7	Daily Change (%)	Weekly Change (%)	YTD (%)	YoY Change (%)
EUR/USD	1.086	1.089	-0.3	-1.0	-3.2	-3.6
EUR/GBP	0.88	0.88	-0.7	-1.1	3.6	1.6
EUR/CHF	1.06	1.06	-0.1	-0.3	-2.8	-6.3
USD/JPY	108.83	108.76	0.1	1.5	0.2	-2.1
USD/CNY	7.07	7.05	0.3	-0.5	1.5	5.3
USD/MXN	24.04	24.31	-1.1	-0.8	27.0	27.0
Commodities						
	4/8	4/7	Daily Change (%)	Weekly Change (%)	YTD (%)	YoY Change (%)
Global Commodities Index	63.1	63.2	-0.1	4.7	-21.9	-23.6
Brent (US\$/barrel)	32.8	31.9	3.0	32.7	-50.2	-53.5
Gold (US\$/ounce)	1646.1	1647.7	-0.1	3.4	8.5	26.2
Metal Index	157.5	158.0	-0.3	1.8	-18.6	-23.2
Agricultural Index	236.0	235.8	0.1	0.2	-11.7	-3.1

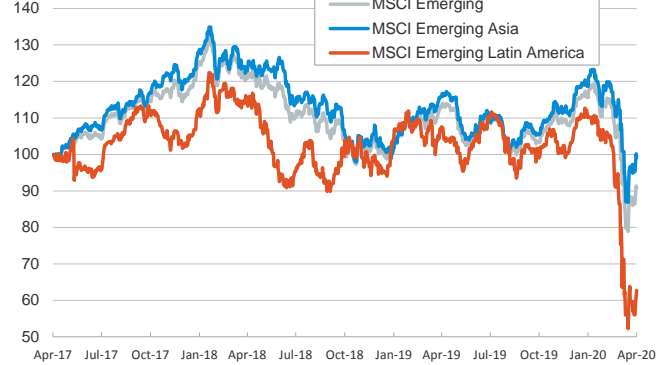
Main advanced stock markets

Index (100=Three years ago)



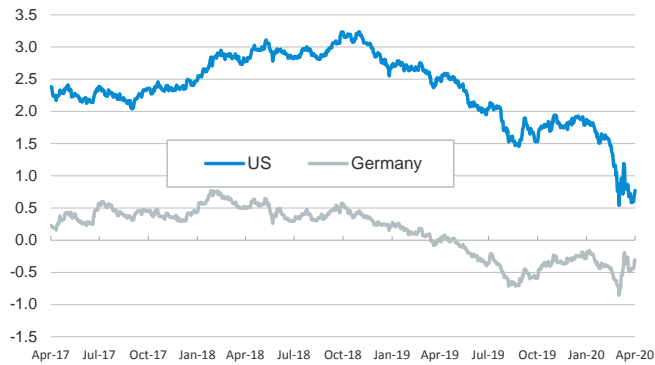
Emerging economies stock markets

Index (100=Three years ago)



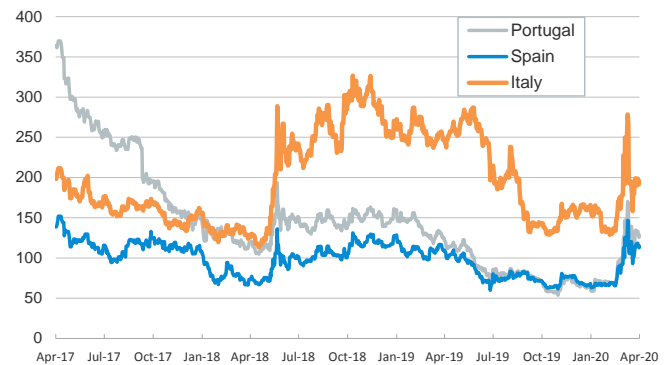
Yield on 10-year public debt: U.S. and Germany

(%)



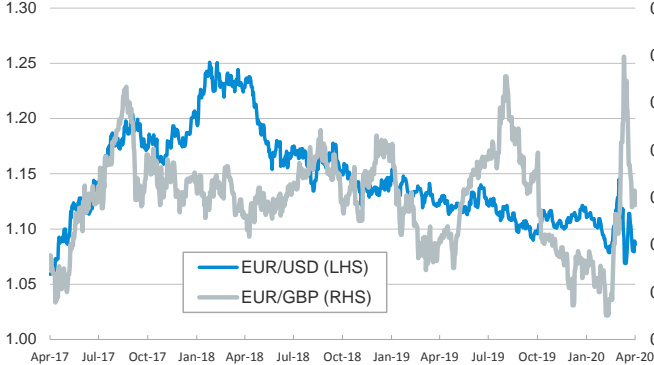
Risk Premium on 10-year debt: Italy, Spain, and Portugal

(basis points)



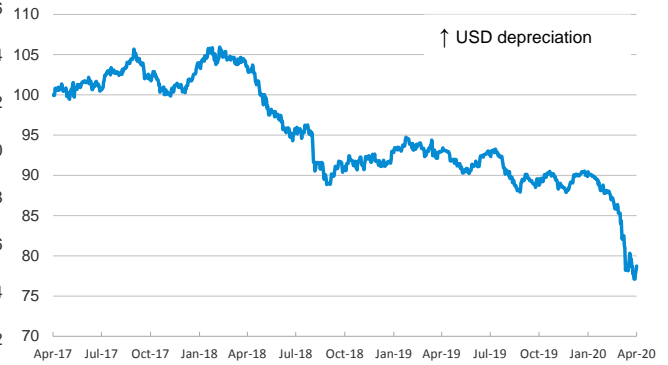
Exchange rate: Advanced-economy currencies

(Dollars per euro)



Exchange rate: Emerging economies Index

Index (100=Three years ago)



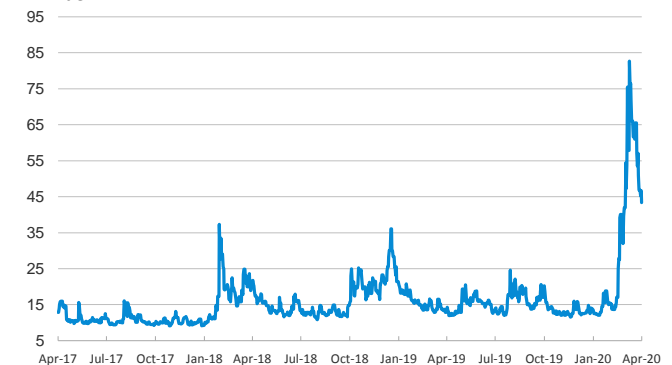
Brent oil price

(US\$/barrel)



Implied volatility on US stock markets

VIX Index



Notice regarding publication of the CaixaBank "Daily Report".

The "Daily Report" is a publication by CaixaBank Research that contains information and opinions from sources considered to be reliable. This document is for informative purposes only and CaixaBank is not liable in any way for any use made thereof. The opinions and estimates are those of the CaixaBank Research and are liable to change without prior notice.