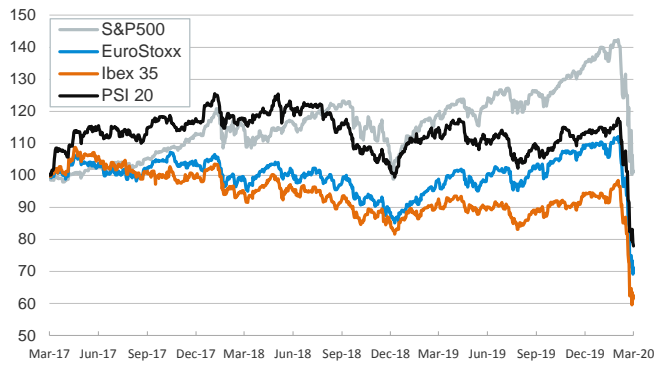


- ▶ Financial markets recovered some ground and investors digested with optimism the ECB's €750bn PEPP announced on Wednesday night ([here](#)). Following the announcement, sovereign spreads in the euro area narrowed markedly.
- ▶ In this context, stock indices rose in most advanced economies while Asian shares edged down. In FX markets, the U.S. dollar strengthened against most currencies and the euro depreciated below \$1.07. Finally, in oil markets, the price of barrel of Brent rose by 14% but it still remains at very low levels (\$28.5).
- ▶ Yesterday, the Bank of England eased further its monetary policy. It cut interest rates from 0.25% to 0.1% and promised 200 billion pounds of bond purchases to combat the economic impact of coronavirus.
- ▶ On the data front, weekly unemployment claims in the U.S. jumped the most since 2012 (281k from 211k in the previous week), a sign that the virus might be starting to impact the labor market.

Interest Rates (%)	3/19	3/18	Daily Change (basis points)	Weekly Change (basis points)	YTD (basis points)	YoY Change (basis points)
<b>Eurozone</b>						
ECB - Official Interest Rate (Refi)	0.00	0.00	0	0	0	0
Eonia	-0.44	-0.45	0	1	0	-7
Swap Eonia (10Y)	-0.05	-0.10	5	35	-8	-45
3 months (Euribor)	-0.39	-0.41	2	10	-1	-8
12 months (Euribor)	-0.22	-0.25	3	15	3	-11
Germany - 2-Year Bond	-0.67	-0.76	9	26	-7	-14
Germany - 10-Year Bond	-0.19	-0.24	4	55	-1	-28
France - 10-Year Bond	0.22	0.34	-12	34	11	-23
Spain - 10-Year Bond	0.88	1.22	-34	37	41	-29
Portugal - 10-Year Bond	1.09	1.45	-36	36	65	-23
Italy - 10-Year Bond	1.74	2.43	-69	-2	33	-79
Risk premium - Spain (10Y)	107	146	-38	-18	42	-1
Risk premium - Portugal (10Y)	128	168	-40	-19	65	5
Risk premium - Italy (10Y)	193	266	-73	-57	34	-51
<b>US</b>						
Fed - Upper Bound	0.25	0.25	0	-100	-150	-225
3 months (Libor)	1.12	1.12	0	38	-79	-149
12 months (Libor)	0.89	0.89	0	13	-111	-192
2-Year Bond	0.45	0.53	-8	-3	-112	-195
10-Year Bond	1.14	1.19	-5	34	-78	-139
<b>Stock Markets</b>						
	3/19	3/18	Daily Change (%)	Weekly Change (%)	YTD (%)	YoY Change (%)
CaixaBank	1.78	1.65	7.7	1.7	-36.3	-39.0
Ibex 35	6396	6275	1.9	0.1	-33.0	-32.0
PSI 20	3596	3642	-1.3	-5.5	-31.0	-31.7
MIB	15467	15120	2.3	3.8	-34.2	-27.5
DAX	8610	8442	2.0	-6.0	-35.0	-25.8
CAC 40	3856	3755	2.7	-4.7	-35.5	-28.4
Eurostoxx50	2454	2386	2.9	-3.6	-34.5	-27.2
FTSE 100	5152	5081	1.4	-1.6	-31.7	-29.3
S&P 500	2409	2398	0.5	-2.9	-25.4	-14.7
Nasdaq	7151	6990	2.3	-0.7	-20.3	-7.5
Nikkei 225	16553	16727	-1.0	-10.8	-30.0	-23.4
MSCI Emerging Index	766	788	-2.7	-13.2	-31.2	-28.3
MSCI Emerging Asia	414	430	-3.9	-14.0	-26.9	-23.4
MSCI Emerging Latin America	1495	1482	0.8	-11.2	-48.8	-47.9
Shanghai	2702	2729	-1.0	-7.6	-11.4	-12.6
VIX Index	72.00	76.45	-5.8	-4.6	422.5	417.6
<b>Currencies</b>						
	3/19	3/18	Daily Change (%)	Weekly Change (%)	YTD (%)	YoY Change (%)
EUR/USD	1.069	1.092	-2.0	-4.4	-4.6	-6.3
EUR/GBP	0.93	0.94	-0.9	4.6	10.0	7.6
EUR/CHF	1.05	1.06	-0.2	-0.1	-2.9	-6.9
USD/JPY	110.71	108.08	2.4	5.8	1.9	0.0
USD/CNY	7.11	7.05	0.9	1.1	2.1	6.2
USD/MXN	24.03	23.70	1.4	9.5	27.0	27.6
<b>Commodities</b>						
	3/19	3/18	Daily Change (%)	Weekly Change (%)	YTD (%)	YoY Change (%)
Global Commodities Index	61.4	59.5	3.3	-7.2	-24.1	-25.4
Brent (US\$/barrel)	28.5	24.9	14.4	-14.3	-56.9	-58.4
Gold (US\$/ounce)	1471.2	1486.1	-1.0	-6.7	-3.0	12.1
Metal Index	158.4	158.2	0.1	-6.7	-18.2	-23.2
Agricultural Index	236.1	230.1	2.6	-1.2	-11.7	-3.6

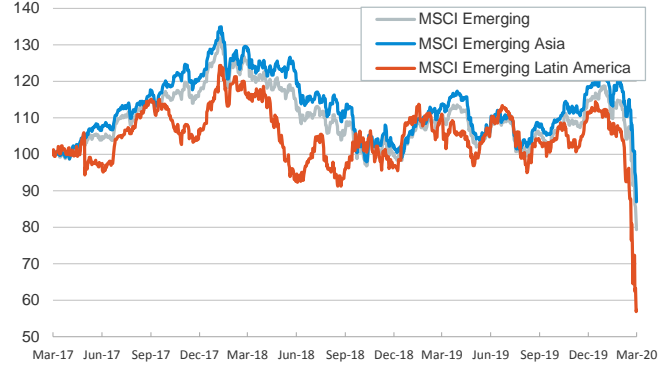
**Main advanced stock markets**

Index (100=Three years ago)



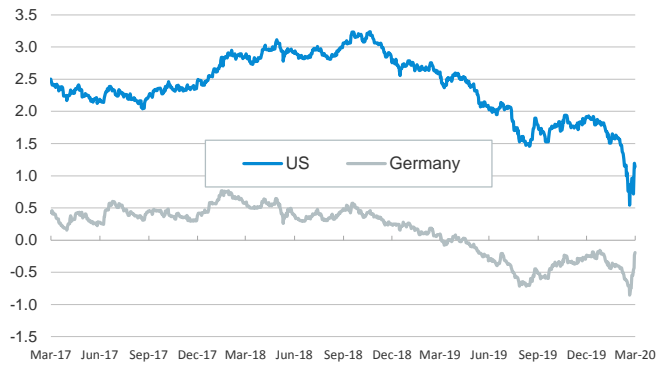
**Emerging economies stock markets**

Index (100=Three years ago)



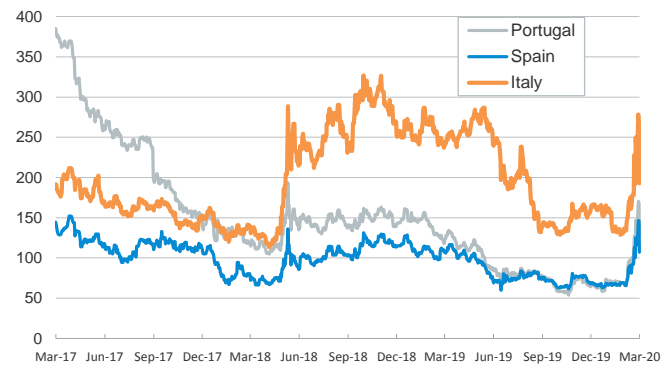
**Yield on 10-year public debt: U.S. and Germany**

(%)



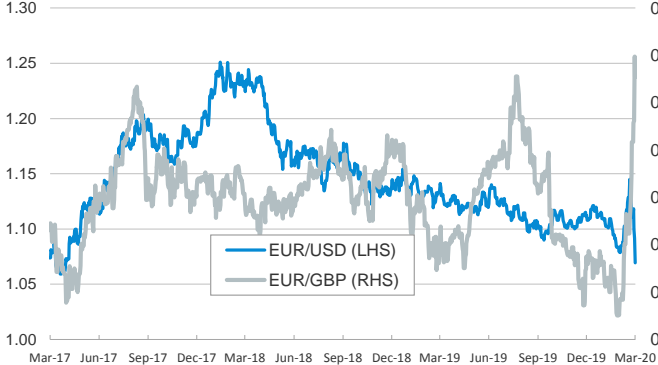
**Risk Premium on 10-year debt: Italy, Spain, and Portugal**

(basis points)



**Exchange rate: Advanced-economy currencies**

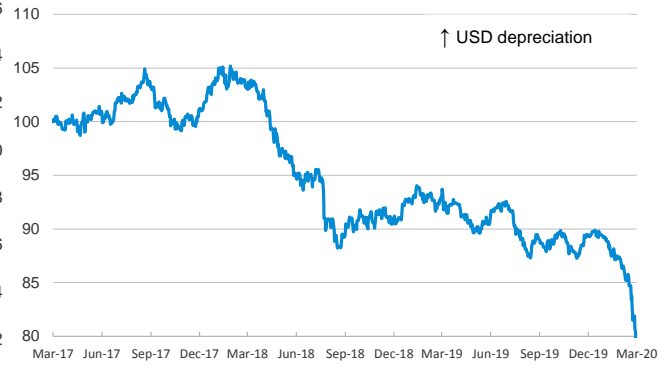
(Dollars per euro)



(GBP per euro)

**Exchange rate: Emerging economies Index**

Index (100=Three years ago)



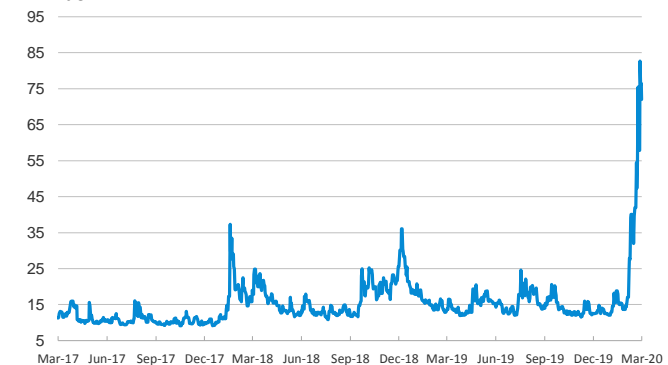
**Brent oil price**

(US\$/barrel)



**Implied volatility on US stock markets**

VIX Index



Notice regarding publication of the CaixaBank "Daily Report".

The "Daily Report" is a publication by CaixaBank Research that contains information and opinions from sources considered to be reliable. This document is for informative purposes only and CaixaBank is not liable in any way for any use made thereof. The opinions and estimates are those of the CaixaBank Research and are liable to change without prior notice.