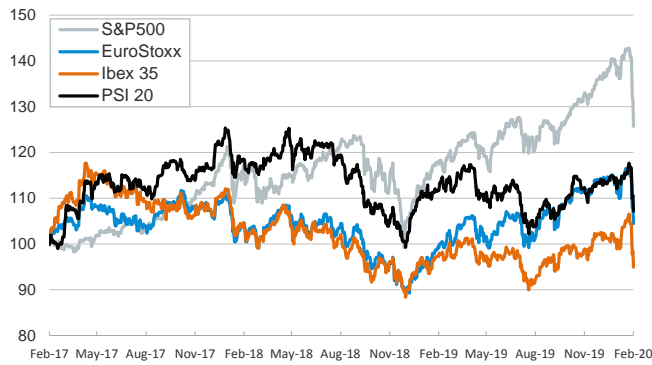


- ▶ Concerns over the spread of the coronavirus outside China rattled markets again. Investors traded in a risk-off mood, volatility spiked to its highest level since August 2015 (when markets had been shaken by the risk of a sharp economic slowdown in China), and safe-haven flows triggered large losses in stock markets and a big decline in sovereign yields.
- ▶ Global stock markets declined across the board. European stocks dropped by more than 3%, while the S&P 500's 4.4% daily fall was its largest since 2011. Brent oil prices also suffered and fell to \$52.
- ▶ In fixed-income markets, U.S. and German sovereign yields fell markedly while euro area peripheral spreads rose by more than 10bp. Markets are confidently pricing a 75bp Fed rate cut and a 10bp ECB depo cut by end-2020.
- ▶ This morning, markets opened in a similar mood. The main Asian stocks continued to fall by 3% or more, yields on safe-haven bonds declined, euro area peripheral spreads jumped and Brent oil prices dropped to \$50.

Interest Rates (%)	2/27	2/26	Daily Change (basis points)	Weekly Change (basis points)	YTD (basis points)	YoY Change (basis points)
Eurozone						
ECB - Official Interest Rate (Refi)	0.00	0.00	0	0	0	0
Eonia	-0.45	-0.45	0	0	-1	-9
Swap Eonia (10Y)	-0.31	-0.28	-3	-6	-34	-85
3 months (Euribor)	-0.43	-0.42	0	-2	-4	-12
12 months (Euribor)	-0.30	-0.31	0	-1	-5	-20
Germany - 2-Year Bond	-0.73	-0.70	-4	-9	-13	-21
Germany - 10-Year Bond	-0.54	-0.51	-4	-10	-36	-73
France - 10-Year Bond	-0.26	-0.23	-3	-4	-37	-83
Spain - 10-Year Bond	0.31	0.25	6	8	-16	-86
Portugal - 10-Year Bond	0.38	0.28	10	14	-7	-110
Italy - 10-Year Bond	1.07	0.99	8	17	-34	-168
Risk premium - Spain (10Y)	85	76	10	18	20	-14
Risk premium - Portugal (10Y)	92	78	14	24	29	-37
Risk premium - Italy (10Y)	162	150	12	27	2	-95
US						
Fed - Upper Bound	1.75	1.75	0	0	0	-75
3 months (Libor)	1.61	1.61	0	-7	-30	-101
12 months (Libor)	1.61	1.61	0	-15	-39	-125
2-Year Bond	1.06	1.16	-10	-33	-51	-145
10-Year Bond	1.26	1.34	-8	-26	-66	-146
Stock Markets	2/27	2/26	Daily Change (%)	Weekly Change (%)	YTD (%)	YoY Change (%)
CaixaBank	2.43	2.52	-3.5	-10.0	-13.2	-22.5
Ibex 35	8986	9317	-3.6	-9.5	-5.9	-3.1
PSI 20	4952	5110	-3.1	-8.5	-5.0	-4.5
MIB	22799	23423	-2.7	-9.1	-3.0	10.4
DAX	12367	12775	-3.2	-9.5	-6.7	7.4
CAC 40	5496	5685	-3.3	-9.3	-8.1	4.9
Eurostoxx50	3456	3578	-3.4	-9.6	-7.7	4.8
FTSE 100	6796	7042	-3.5	-8.6	-9.9	-3.9
S&P 500	2979	3116	-4.4	-11.7	-7.8	7.0
Nasdaq	8566	8981	-4.6	-12.1	-4.5	13.7
Nikkei 225	21948	22426	-2.1	-6.5	-7.2	2.6
MSCI Emerging Index	1031	1043	-1.2	-5.9	-7.5	-1.9
MSCI Emerging Asia	537	539	-0.3	-4.7	-5.1	1.5
MSCI Emerging Latin America	2427	2530	-4.1	-11.1	-16.8	-14.0
Shanghai	2991	2988	0.1	-1.3	-1.9	1.7
VIX Index	39.16	27.56	42.1	151.7	184.2	165.0
Currencies	2/27	2/26	Daily Change (%)	Weekly Change (%)	YTD (%)	YoY Change (%)
EUR/USD	1.100	1.088	1.1	2.0	-1.9	-3.3
EUR/GBP	0.85	0.84	1.2	2.0	0.9	-0.4
EUR/CHF	1.06	1.06	0.2	0.3	-1.9	-6.2
USD/JPY	109.59	110.43	-0.8	-2.2	0.9	-1.6
USD/CNY	7.00	7.02	-0.3	-0.3	0.6	4.6
USD/MXN	19.50	19.28	1.1	3.5	3.0	1.1
Commodities	2/27	2/26	Daily Change (%)	Weekly Change (%)	YTD (%)	YoY Change (%)
Global Commodities Index	72.6	73.6	-1.4	-4.8	-10.3	-10.8
Brent (US\$/barrel)	52.2	53.4	-2.3	-12.0	-20.9	-21.0
Gold (US\$/ounce)	1645.0	1641.0	0.2	1.6	8.4	25.3
Metal Index	176.0	177.1	-0.7	-2.0	-9.1	-14.1
Agricultural Index	250.9	253.4	-1.0	-2.7	-6.1	2.2

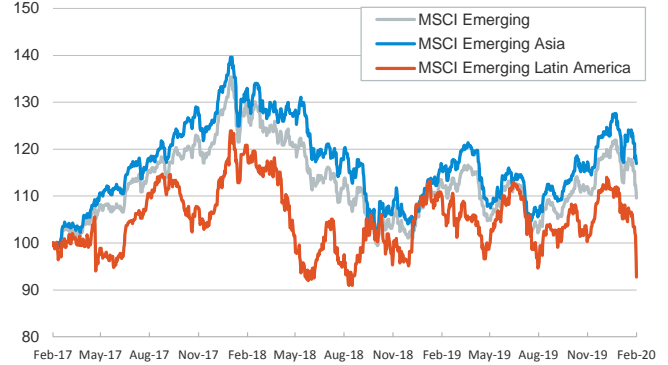
Main advanced stock markets

Index (100=Three years ago)



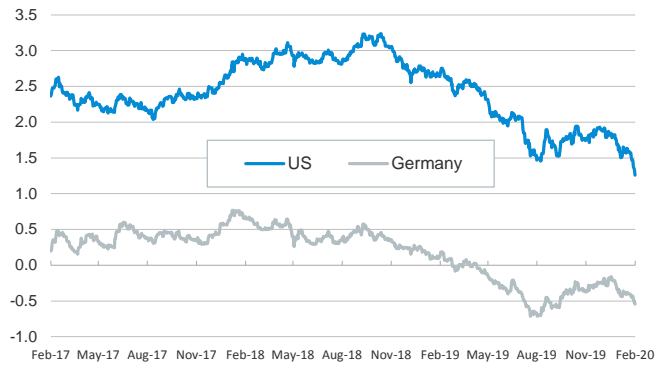
Emerging economies stock markets

Index (100=Three years ago)



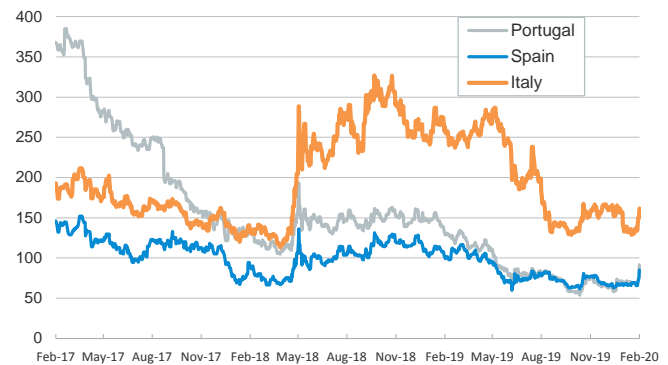
Yield on 10-year public debt: U.S. and Germany

(%)



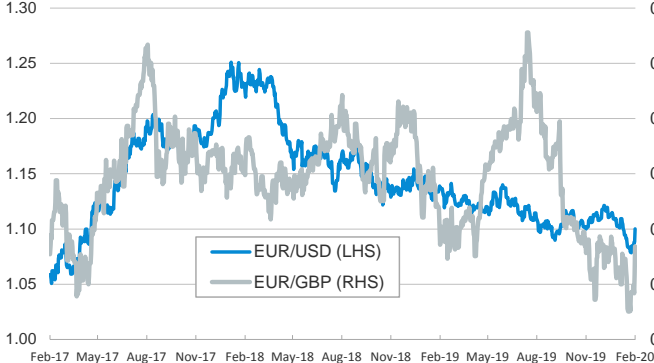
Risk Premium on 10-year debt: Italy, Spain, and Portugal

(basis points)



Exchange rate: Advanced-economy currencies

(Dollars per euro)



Exchange rate: Emerging economies Index

Index (100=Three years ago)



Brent oil price

(US\$/barrel)



Implied volatility on US stock markets

VIX Index



Notice regarding publication of the CaixaBank "Daily Report".

The "Daily Report" is a publication by CaixaBank Research that contains information and opinions from sources considered to be reliable. This document is for informative purposes only and CaixaBank is not liable in any way for any use made thereof. The opinions and estimates are those of the CaixaBank Research and are liable to change without prior notice.