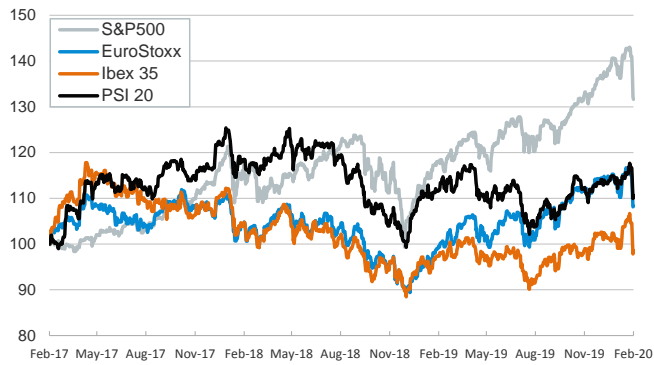


- ▶ Risk aversion eased in yesterday's session but investors continued to trade cautiously and to monitor developments around the coronavirus outbreak. Volatility remained high and the price of gold (a safe-haven asset) rose modestly.
- ▶ Global stocks were mixed, recording moderate losses in the U.S. and slight gains in Europe. Yet, EM stocks underperformed and stock market losses were particularly large in Latin America.
- ▶ In fixed-income markets, 10-year U.S. and German sovereign yields steadied but remain at year lows, driven by market expectations of easier monetary policy. In particular, investors are now pricing a 50bp-75bp cut to the Fed's target rate range and a 10bp cut to the ECB's depo rate by the end of 2020.
- ▶ In oil markets, the price of the barrel of Brent dropped below \$55. Yesterday, the weekly release of the U.S. Department of Energy showed that U.S. crude inventories increased by 500k barrels from the previous week.

Interest Rates (%)	2/26	2/25	Daily Change (basis points)	Weekly Change (basis points)	YTD (basis points)	YoY Change (basis points)
<b>Eurozone</b>						
ECB - Official Interest Rate (Refi)	0.00	0.00	0	0	0	0
Eonia	-0.45	-0.45	0	0	-1	-8
Swap Eonia (10Y)	-0.28	-0.30	3	-5	-30	-79
3 months (Euribor)	-0.42	-0.42	-1	-2	-4	-11
12 months (Euribor)	-0.31	-0.30	-1	-2	-6	-20
Germany - 2-Year Bond	-0.70	-0.69	-1	-6	-10	-17
Germany - 10-Year Bond	-0.51	-0.51	1	-9	-32	-65
France - 10-Year Bond	-0.23	-0.25	1	-5	-35	-78
Spain - 10-Year Bond	0.25	0.21	4	-2	-22	-91
Portugal - 10-Year Bond	0.28	0.24	4	0	-17	-118
Italy - 10-Year Bond	0.99	0.99	1	4	-42	-179
Risk premium - Spain (10Y)	76	73	3	7	10	-26
Risk premium - Portugal (10Y)	78	75	3	9	15	-52
Risk premium - Italy (10Y)	150	150	0	13	-10	-114
<b>US</b>						
Fed - Upper Bound	1.75	1.75	0	0	0	-75
3 months (Libor)	1.64	1.64	0	-6	-27	-99
12 months (Libor)	1.65	1.65	0	-12	-35	-122
2-Year Bond	1.16	1.22	-6	-26	-41	-134
10-Year Bond	1.34	1.35	-1	-23	-58	-134
Stock Markets	2/26	2/25	Daily Change (%)	Weekly Change (%)	YTD (%)	YoY Change (%)
CaixaBank	2.52	2.53	-0.4	-8.4	-10.0	-19.0
Ibex 35	9317	9251	0.7	-7.6	-2.4	1.1
PSI 20	5110	5078	0.6	-6.0	-2.0	-1.0
MIB	23423	23090	1.4	-8.1	-0.4	14.3
DAX	12775	12790	-0.1	-7.4	-3.6	11.2
CAC 40	5685	5680	0.1	-7.0	-4.9	8.8
Eurostoxx50	3578	3573	0.1	-7.4	-4.5	9.0
FTSE 100	7042	7018	0.4	-5.6	-6.6	-0.9
S&P 500	3116	3128	-0.4	-8.0	-3.5	11.6
Nasdaq	8981	8966	0.2	-8.5	0.1	18.9
Nikkei 225	22426	22605	-0.8	-4.2	-5.2	4.0
MSCI Emerging Index	1043	1057	-1.3	-5.5	-6.4	-1.7
MSCI Emerging Asia	539	545	-1.1	-5.0	-4.8	1.0
MSCI Emerging Latin America	2530	2656	-4.7	-8.9	-13.3	-12.0
Shanghai	2988	3013	-0.8	0.4	-2.0	1.2
VIX Index	27.56	27.85	-1.0	91.7	100.0	87.5
Currencies	2/26	2/25	Daily Change (%)	Weekly Change (%)	YTD (%)	YoY Change (%)
EUR/USD	1.088	1.088	0.0	0.7	-3.0	-4.3
EUR/GBP	0.84	0.84	0.8	0.9	-0.3	-1.3
EUR/CHF	1.06	1.06	0.1	0.0	-2.1	-6.7
USD/JPY	110.43	110.20	0.2	-0.8	1.7	-0.5
USD/CNY	7.02	7.01	0.1	0.4	0.9	5.0
USD/MXN	19.28	19.08	1.1	3.9	1.9	0.6
Commodities	2/26	2/25	Daily Change (%)	Weekly Change (%)	YTD (%)	YoY Change (%)
Global Commodities Index	73.6	74.2	-0.8	-3.8	-9.0	-9.8
Brent (US\$/barrel)	53.4	55.0	-2.8	-9.6	-19.0	-19.5
Gold (US\$/ounce)	1641.0	1635.1	0.4	1.8	8.2	24.3
Metal Index	177.1	177.1	0.0	-2.1	-8.5	-13.7
Agricultural Index	253.4	253.3	0.0	-2.6	-5.2	2.5

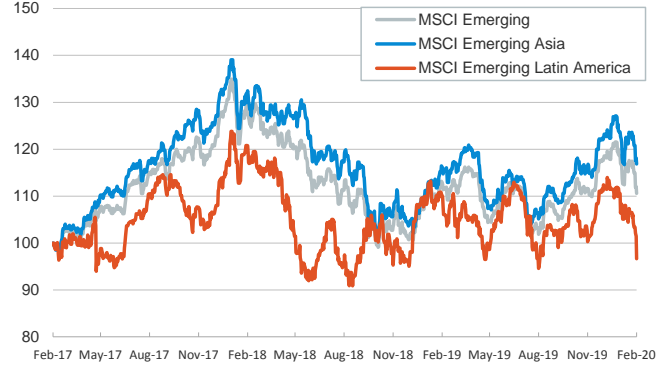
**Main advanced stock markets**

Index (100=Three years ago)



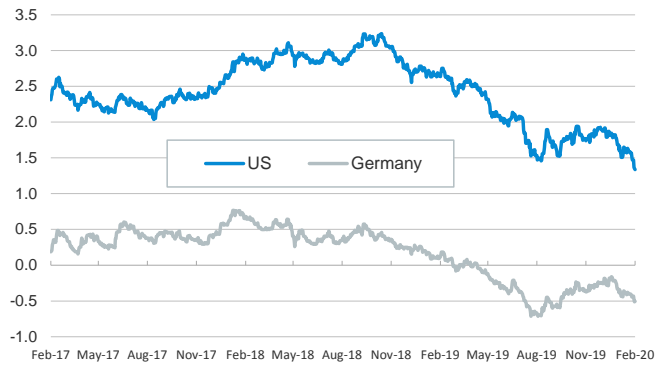
**Emerging economies stock markets**

Index (100=Three years ago)



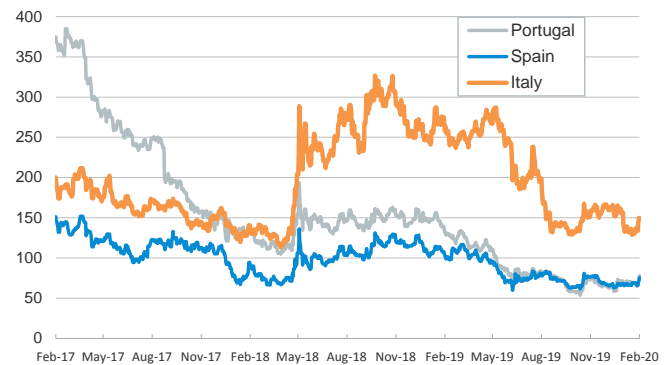
**Yield on 10-year public debt: U.S. and Germany**

(%)



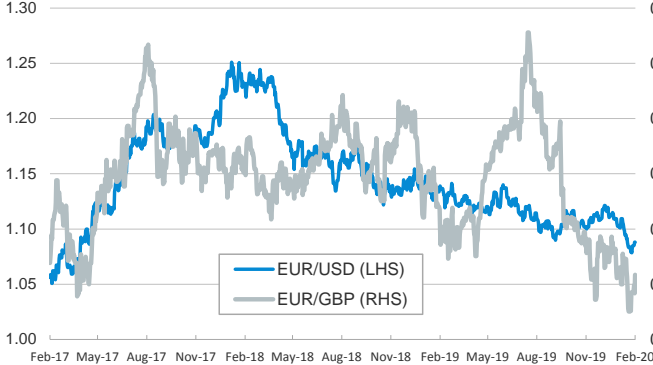
**Risk Premium on 10-year debt: Italy, Spain, and Portugal**

(basis points)



**Exchange rate: Advanced-economy currencies**

(Dollars per euro)



**Exchange rate: Emerging economies Index**

Index (100=Three years ago)



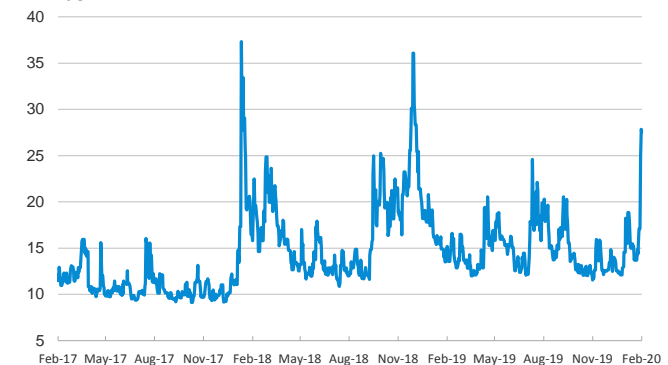
**Brent oil price**

(US\$/barrel)



**Implied volatility on US stock markets**

VIX Index



Notice regarding publication of the CaixaBank "Daily Report".

The "Daily Report" is a publication by CaixaBank Research that contains information and opinions from sources considered to be reliable. This document is for informative purposes only and CaixaBank is not liable in any way for any use made thereof. The opinions and estimates are those of the CaixaBank Research and are liable to change without prior notice.