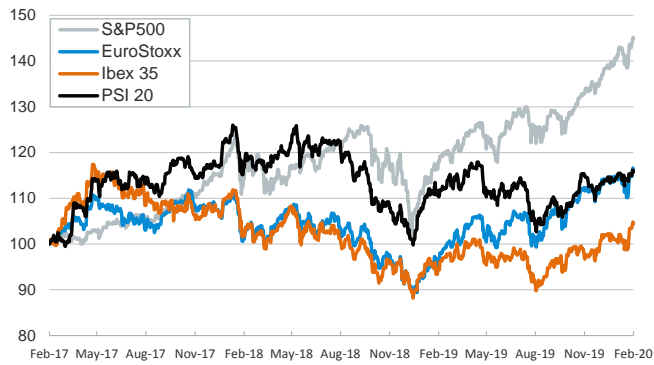


- ▶ Yesterday, investors traded cautiously. The session started in a risk-off mood due to a surge in the number of infections, but markets gradually calmed down as the surge was mostly due to improved measurement techniques.
- ▶ In this context, volatility nudged up, global stocks declined moderately and sovereign yields remained subdued. In FX markets, the GBP weakened after the resignation of the UK's finance minister, Sajid Javid.
- ▶ The European Commission published its economic outlook, in which it left unchanged the 2020 GDP growth forecast for the euro area at 1.2%. At the country level, it raised the forecast for Germany and Spain by 0.1pp (to 1.1% and 1.6%), lowered France's and Italy's (by 0.2pp and 0.1pp, to 1.1% and 0.3%) and left Portugal's unchanged at 1.7%.
- ▶ Data released this morning showed that Germany's economy stagnated in Q4 2019 (0.0% qoq), setting 2019's annual growth at 0.6%. Q4 2019 GDP figures for Portugal will be released later today.

Interest Rates (%)	2/13	2/12	Daily Change (basis points)	Weekly Change (basis points)	YTD (basis points)	YoY Change (basis points)
Eurozone						
ECB - Official Interest Rate (Refi)	0.00	0.00	0	0	0	0
Eonia	-0.46	-0.46	0	-1	-1	-9
Swap Eonia (10Y)	-0.20	-0.18	-2	-5	-23	-68
3 months (Euribor)	-0.41	-0.41	0	-1	-3	-10
12 months (Euribor)	-0.29	-0.29	0	-2	-4	-18
Germany - 2-Year Bond	-0.64	-0.64	-1	-1	-4	-9
Germany - 10-Year Bond	-0.39	-0.38	-1	-2	-20	-49
France - 10-Year Bond	-0.15	-0.14	0	-3	-26	-67
Spain - 10-Year Bond	0.30	0.31	-1	0	-17	-94
Portugal - 10-Year Bond	0.30	0.30	-1	-4	-15	-128
Italy - 10-Year Bond	0.91	0.91	-1	-6	-50	-190
Risk premium - Spain (10Y)	69	69	0	2	3	-45
Risk premium - Portugal (10Y)	68	68	0	-3	5	-79
Risk premium - Italy (10Y)	129	129	0	-4	-30	-141
US						
Fed - Upper Bound	1.75	1.75	0	0	0	-75
3 months (Libor)	1.70	1.70	0	-3	-21	-99
12 months (Libor)	1.81	1.81	0	-3	-19	-111
2-Year Bond	1.44	1.44	0	-1	-13	-105
10-Year Bond	1.62	1.63	-1	-2	-30	-103
Stock Markets						
	2/13	2/12	Daily Change (%)	Weekly Change (%)	YTD (%)	YoY Change (%)
CaixaBank	2.87	2.89	-0.6	-0.3	2.5	-1.9
Ibex 35	9910	9940	-0.3	1.0	3.8	10.7
PSI 20	5332	5315	0.3	0.8	2.3	4.8
MIB	24892	24861	0.1	1.6	5.9	25.5
DAX	13745	13750	0.0	1.3	3.7	23.9
CAC 40	6093	6105	-0.2	0.9	1.9	20.4
Eurostoxx50	3847	3854	-0.2	1.1	2.7	20.9
FTSE 100	7452	7534	-1.1	-0.7	-1.2	3.5
S&P 500	3374	3379	-0.2	0.8	4.4	22.9
Nasdaq	9712	9726	-0.1	1.5	8.2	30.8
Nikkei 225	23828	23861	-0.1	-0.2	0.7	12.7
MSCI Emerging Index	1106	1110	-0.3	0.3	-0.8	6.4
MSCI Emerging Asia	569	570	-0.3	0.6	0.5	8.7
MSCI Emerging Latin America	2794	2811	-0.6	-0.3	-4.3	-2.3
Shanghai	2906	2927	-0.7	1.4	-4.7	6.9
VIX Index	14.15	13.74	3.0	-5.4	2.7	-12.8
Currencies						
	2/13	2/12	Daily Change (%)	Weekly Change (%)	YTD (%)	YoY Change (%)
EUR/USD	1.084	1.087	-0.3	-1.3	-3.3	-4.0
EUR/GBP	0.83	0.84	-0.9	-2.1	-1.7	-5.8
EUR/CHF	1.06	1.06	-0.2	-0.8	-2.2	-6.5
USD/JPY	109.82	110.09	-0.2	-0.2	1.1	-0.6
USD/CNY	6.98	6.97	0.1	0.1	0.2	3.0
USD/MXN	18.60	18.62	-0.1	-0.3	-1.7	-3.4
Commodities						
	2/13	2/12	Daily Change (%)	Weekly Change (%)	YTD (%)	YoY Change (%)
Global Commodities Index	75.3	75.2	0.2	0.5	-6.9	-5.8
Brent (US\$/barrel)	56.3	55.8	1.0	2.6	-14.6	-12.7
Gold (US\$/ounce)	1576.0	1566.1	0.6	0.6	3.9	20.1
Metal Index	183.4	181.8	0.9	0.7	-5.3	-5.3
Agricultural Index	257.4	257.9	-0.2	1.6	-3.7	2.5

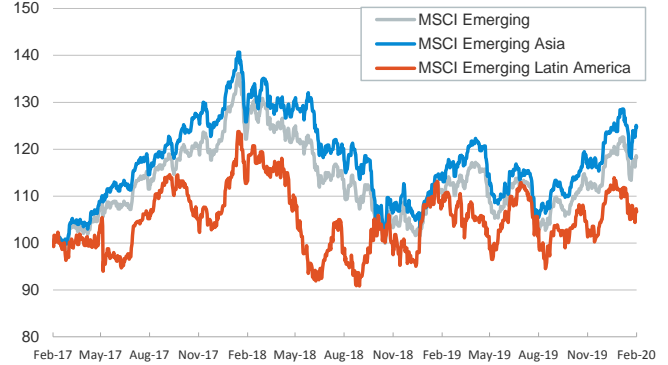
Main advanced stock markets

Index (100=Three years ago)



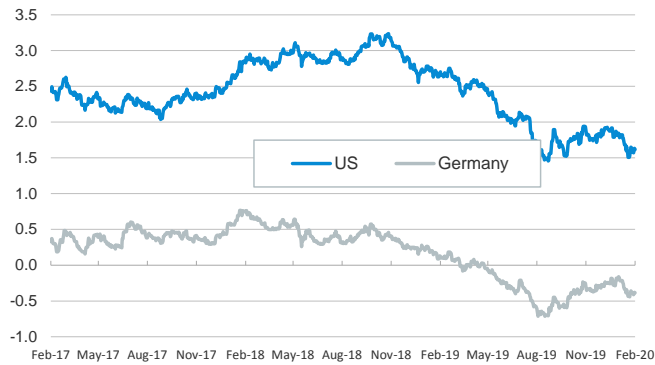
Emerging economies stock markets

Index (100=Three years ago)



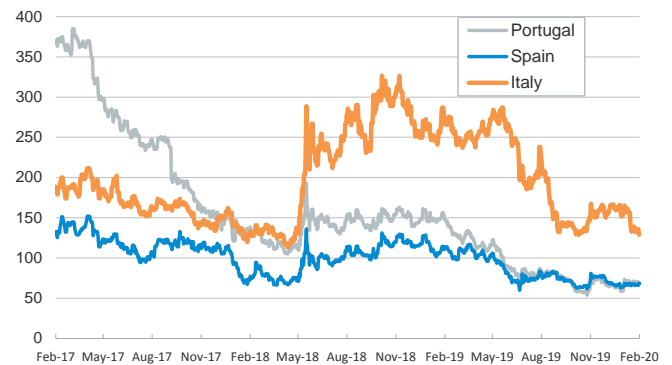
Yield on 10-year public debt: U.S. and Germany

(%)



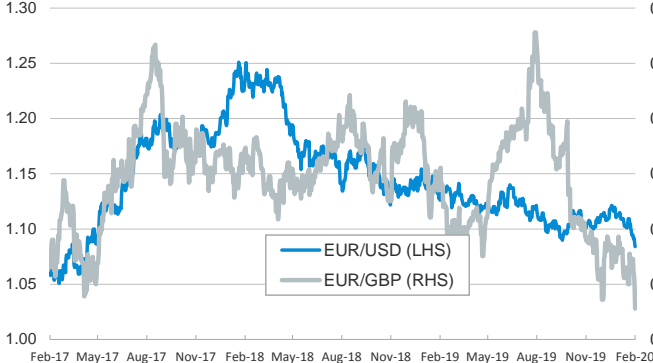
Risk Premium on 10-year debt: Italy, Spain, and Portugal

(basis points)



Exchange rate: Advanced-economy currencies

(Dollars per euro)



Exchange rate: Emerging economies Index

Index (100=Three years ago)



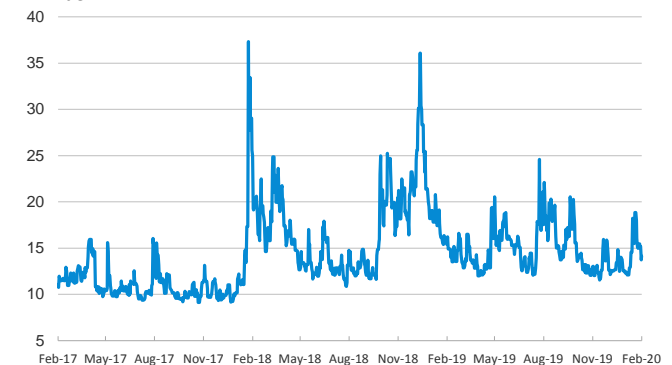
Brent oil price

(US\$/barrel)



Implied volatility on US stock markets

VIX Index



Notice regarding publication of the CaixaBank "Daily Report".

The "Daily Report" is a publication by CaixaBank Research that contains information and opinions from sources considered to be reliable. This document is for informative purposes only and CaixaBank is not liable in any way for any use made thereof. The opinions and estimates are those of the CaixaBank Research and are liable to change without prior notice.