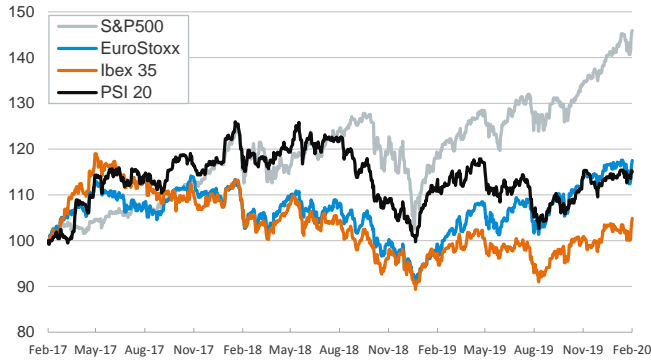


- ▶ Yesterday China announced that it would halve tariffs on \$75 billion of U.S. products as agreed in the trade deal's Phase one. This, added to the stabilization of investors' concerns over the economic impact of coronavirus, supported sentiment in financial markets.
- ▶ In this context, most stock indices in advanced economies registered gains for the 4th consecutive day and, boosted by positive earnings releases, the Eurostoxx 600 reached an historical maximum.
- ▶ In oil markets, the barrel of Brent declined again below \$55 per barrel as media reports suggested that it is not clear whether OPEC+ will finally increase current supply cuts.
- ▶ Today the focus will be on January's U.S. employment report, which the consensus expect will show a payroll increase of 165k (145k in the previous month).

Interest Rates (%)	2/6	2/5	Daily Change (basis points)	Weekly Change (basis points)	YTD (basis points)	YoY Change (basis points)
Eurozone						
ECB - Official Interest Rate (Refi)	0.00	0.00	0	0	0	0
Eonia	-0.45	-0.45	0	0	-1	-9
Swap Eonia (10Y)	-0.15	-0.14	-1	3	-18	-69
3 months (Euribor)	-0.40	-0.40	0	0	-2	-9
12 months (Euribor)	-0.27	-0.28	1	1	-2	-16
Germany - 2-Year Bond	-0.63	-0.64	1	2	-3	-7
Germany - 10-Year Bond	-0.37	-0.36	-1	4	-19	-54
France - 10-Year Bond	-0.12	-0.10	-1	3	-23	-70
Spain - 10-Year Bond	0.30	0.30	-1	2	-17	-96
Portugal - 10-Year Bond	0.34	0.34	0	6	-11	-133
Italy - 10-Year Bond	0.96	0.96	0	2	-45	-183
Risk premium - Spain (10Y)	67	66	1	-1	1	-42
Risk premium - Portugal (10Y)	71	70	1	2	8	-79
Risk premium - Italy (10Y)	133	132	1	-1	-26	-129
US						
Fed - Upper Bound	1.75	1.75	0	0	0	-75
3 months (Libor)	1.73	1.74	-1	-3	-18	-101
12 months (Libor)	1.84	1.83	1	2	-16	-115
2-Year Bond	1.45	1.44	1	4	-12	-107
10-Year Bond	1.64	1.65	-1	5	-28	-106
Stock Markets						
	2/6	2/5	Daily Change (%)	Weekly Change (%)	YTD (%)	YoY Change (%)
CaixaBank	2.88	2.80	2.7	9.1	2.8	-2.0
Ibex 35	9811	9718	1.0	3.5	2.7	7.9
PSI 20	5287	5303	-0.3	0.8	1.4	2.3
MIB	24490	24237	1.0	3.0	4.2	23.5
DAX	13575	13478	0.7	3.2	2.5	19.4
CAC 40	6038	5985	0.9	2.8	1.0	18.8
Eurostoxx50	3806	3778	0.7	3.1	1.6	18.4
FTSE 100	7505	7482	0.3	1.7	-0.5	4.6
S&P 500	3346	3335	0.3	1.9	3.6	22.2
Nasdaq	9572	9509	0.7	2.9	6.7	29.3
Nikkei 225	23874	23320	2.4	3.9	0.9	14.5
MSCI Emerging Index	1102	1089	1.2	2.8	-1.1	4.8
MSCI Emerging Asia	565	555	1.9	3.8	-0.1	8.2
MSCI Emerging Latin America	2803	2828	-0.9	0.1	-3.9	-5.3
Shanghai	2867	2818	1.7	-3.7	-6.0	9.5
VIX Index	14.96	15.15	-1.3	-3.4	8.6	-3.9
Currencies						
	2/6	2/5	Daily Change (%)	Weekly Change (%)	YTD (%)	YoY Change (%)
EUR/USD	1.098	1.100	-0.1	-0.4	-2.1	-3.7
EUR/GBP	0.85	0.85	0.4	0.8	0.4	-3.6
EUR/CHF	1.07	1.07	0.0	0.1	-1.4	-6.2
USD/JPY	109.99	109.83	0.1	0.9	1.3	0.0
USD/CNY	6.97	6.97	0.0	0.4	0.1	3.3
USD/MXN	18.66	18.60	0.3	-0.7	-1.4	-2.0
Commodities						
	2/6	2/5	Daily Change (%)	Weekly Change (%)	YTD (%)	YoY Change (%)
Global Commodities Index	75.0	74.7	0.3	-0.2	-7.3	-7.3
Brent (US\$/barrel)	54.9	55.3	-0.6	-5.8	-16.8	-11.4
Gold (US\$/ounce)	1566.7	1556.0	0.7	-0.5	3.3	19.1
Metal Index	182.2	181.5	0.4	1.8	-5.9	-9.3
Agricultural Index	253.4	253.8	-0.2	-0.2	-5.2	-0.3

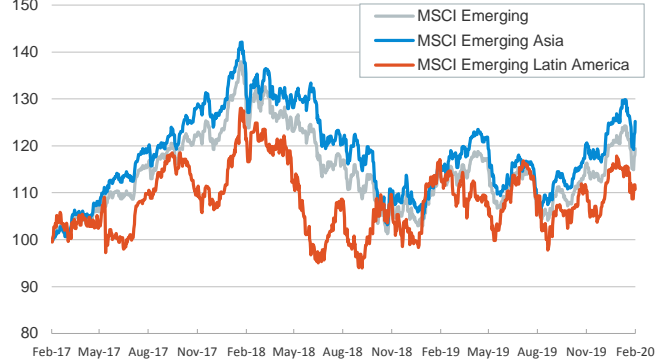
Main advanced stock markets

Index (100=Three years ago)



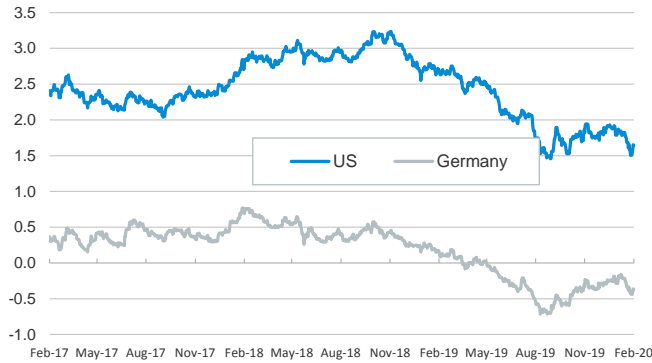
Emerging economies stock markets

Index (100=Three years ago)



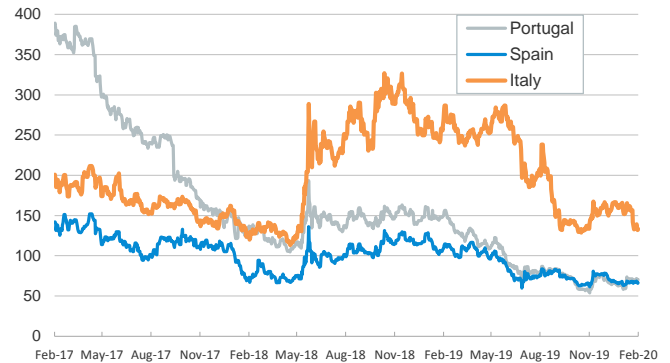
Yield on 10-year public debt: U.S. and Germany

(%)



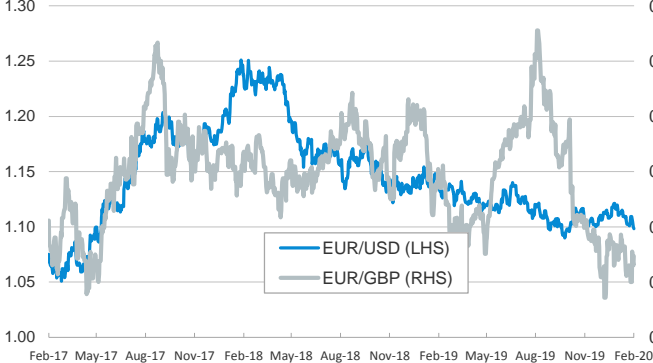
Risk Premium on 10-year debt: Italy, Spain, and Portugal

(basis points)



Exchange rate: Advanced-economy currencies

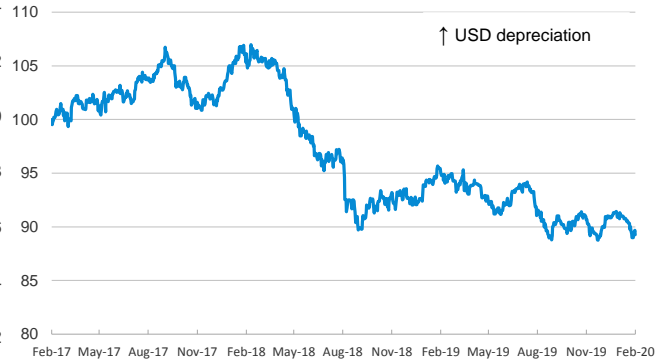
(Dollars per euro)



(GBP per euro)

Exchange rate: Emerging economies Index

Index (100=Three years ago)



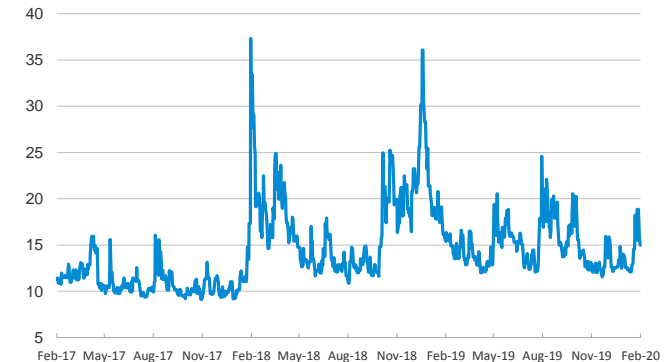
Brent oil price

(US\$/barrel)



Implied volatility on US stock markets

VIX Index



Notice regarding publication of the CaixaBank "Daily Report".

The "Daily Report" is a publication by CaixaBank Research that contains information and opinions from sources considered to be reliable. This document is for informative purposes only and CaixaBank is not liable in any way for any use made thereof. The opinions and estimates are those of the CaixaBank Research and are liable to change without prior notice.