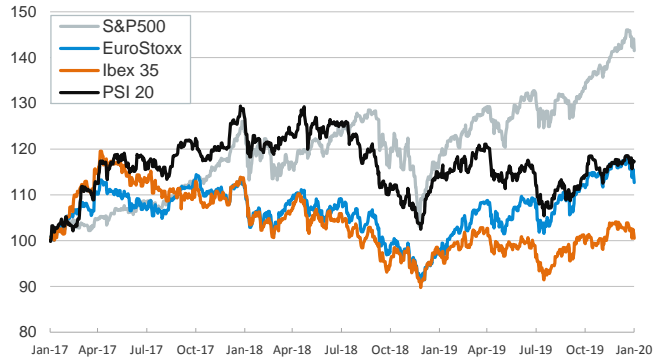


- ▶ Financial markets ended the week with another risk-off session as investors continued to consider the potential damage that coronavirus may have on the economy. In this context, stock indices and yields on sovereign bonds declined.
- ▶ Today, Chinese stock markets reopened after being closed for more than a week because of New Year's holidays. So far, the Shanghai index has fallen by more than 7% in the first hours of session. Also this morning, the PBOC decided to lower by 10bp its 7-day and 14-day reverse repo rates to 2.40% and 2.55%, respectively.
- ▶ On the data front, euro area HICP headline inflation rose by 0.1pp to 1.4% in January, driven mainly by the energy items and core inflation fell 0.2pp to 1.1%. Q4 GDP growth in the euro area was 0.1% qoq from 0.3% in Q3 (see [here](#)).
- ▶ This week the focus will be on Spain and US January employment reports (Tuesday and Friday, respectively) and December industrial production figures for Germany and France (Friday).

Interest Rates (%)	1/31	1/30	Daily Change (basis points)	Weekly Change (basis points)	YTD (basis points)	YoY Change (basis points)
Eurozone						
ECB - Official Interest Rate (Refi)	0.00	0.00	0	0	0	0
Eonia	-0.45	-0.45	0	0	-1	-9
Swap Eonia (10Y)	-0.23	-0.18	-6	-10	-26	-76
3 months (Euribor)	-0.39	-0.40	1	-1	-1	-9
12 months (Euribor)	-0.28	-0.28	-1	-3	-4	-18
Germany - 2-Year Bond	-0.67	-0.66	-1	-6	-7	-11
Germany - 10-Year Bond	-0.43	-0.41	-3	-10	-25	-62
France - 10-Year Bond	-0.18	-0.15	-3	-10	-29	-77
Spain - 10-Year Bond	0.24	0.27	-4	-11	-23	-102
Portugal - 10-Year Bond	0.27	0.28	-1	-11	-18	-140
Italy - 10-Year Bond	0.93	0.94	-1	-30	-48	-167
Risk premium - Spain (10Y)	67	68	-1	-1	2	-40
Risk premium - Portugal (10Y)	70	69	1	-1	7	-78
Risk premium - Italy (10Y)	137	135	2	-20	-23	-104
US						
Fed - Upper Bound	1.75	1.75	0	0	0	-75
3 months (Libor)	1.75	1.76	-1	-5	-16	-99
12 months (Libor)	1.81	1.82	-1	-7	-19	-121
2-Year Bond	1.31	1.41	-10	-18	-26	-120
10-Year Bond	1.51	1.59	-8	-17	-41	-117
Stock Markets						
	1/31	1/30	Daily Change (%)	Weekly Change (%)	YTD (%)	YoY Change (%)
CaixaBank	2.64	2.64	0.2	-0.5	-5.6	-21.3
Ibex 35	9368	9478	-1.2	-2.0	-1.9	3.3
PSI 20	5252	5246	0.1	-0.7	0.7	2.6
MIB	23237	23781	-2.3	-3.1	-1.1	17.5
DAX	12982	13157	-1.3	-4.4	-2.0	16.1
CAC 40	5806	5872	-1.1	-3.6	-2.9	16.7
Eurostoxx50	3641	3691	-1.4	-3.7	-2.8	15.2
FTSE 100	7286	7382	-1.3	-4.0	-3.4	5.0
S&P 500	3226	3284	-1.8	-2.1	-0.2	20.3
Nasdaq	9151	9299	-1.6	-1.8	2.0	27.4
Nikkei 225	23205	22978	1.0	-2.6	-1.9	12.9
MSCI Emerging Index	1062	1073	-1.0	-5.1	-4.7	2.5
MSCI Emerging Asia	541	545	-0.8	-5.2	-4.5	4.8
MSCI Emerging Latin America	2752	2801	-1.8	-4.9	-5.7	-4.5
Shanghai	2977	2977	0.0	0.0	-2.4	15.6
VIX Index	18.84	15.49	21.6	29.4	36.7	6.7
Currencies						
	1/31	1/30	Daily Change (%)	Weekly Change (%)	YTD (%)	YoY Change (%)
EUR/USD	1.109	1.103	0.6	0.6	-1.1	-3.4
EUR/GBP	0.84	0.84	-0.3	-0.3	-0.7	-4.0
EUR/CHF	1.07	1.07	-0.1	-0.2	-1.5	-6.4
USD/JPY	108.35	108.96	-0.6	-0.9	-0.2	-0.6
USD/CNY	6.94	6.94	0.0	0.0	-0.3	3.4
USD/MXN	18.84	18.78	0.3	0.3	-0.4	-1.5
Commodities						
	1/31	1/30	Daily Change (%)	Weekly Change (%)	YTD (%)	YoY Change (%)
Global Commodities Index	74.8	75.1	-0.4	-3.2	-7.5	-7.5
Brent (US\$/barrel)	58.2	58.3	-0.2	-4.2	-11.9	-5.7
Gold (US\$/ounce)	1589.2	1574.3	0.9	1.1	4.7	20.4
Metal Index	179.2	179.0	0.1	-4.7	-7.5	-8.9
Agricultural Index	252.9	254.0	-0.4	-2.9	-5.4	0.1

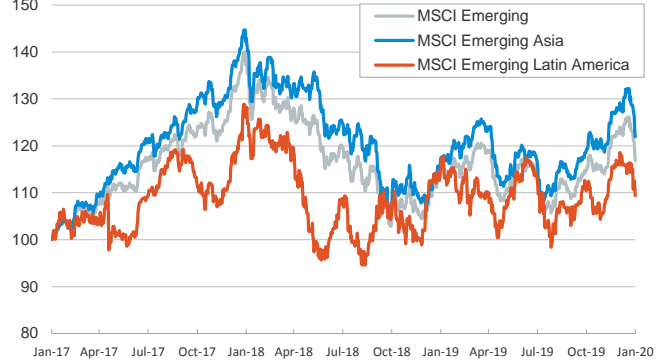
Main advanced stock markets

Index (100=Three years ago)



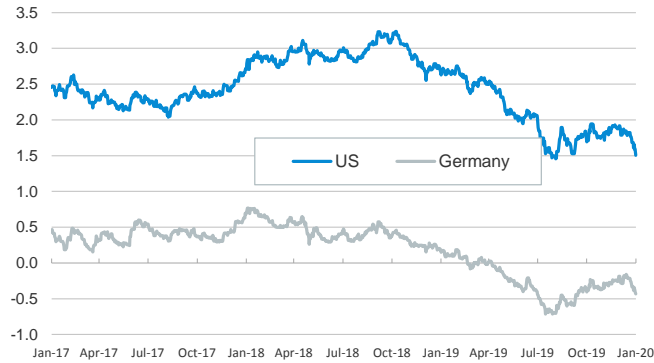
Emerging economies stock markets

Index (100=Three years ago)



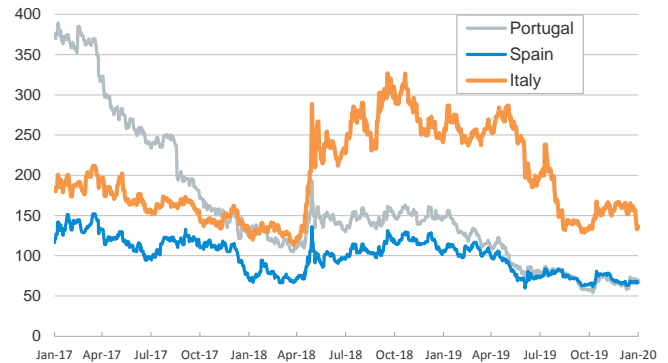
Yield on 10-year public debt: U.S. and Germany

(%)



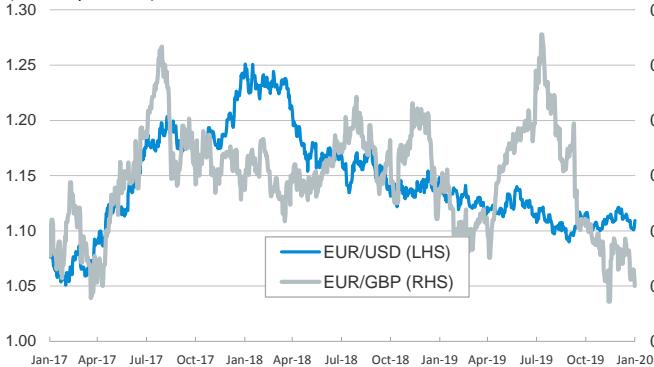
Risk Premium on 10-year debt: Italy, Spain, and Portugal

(basis points)



Exchange rate: Advanced-economy currencies

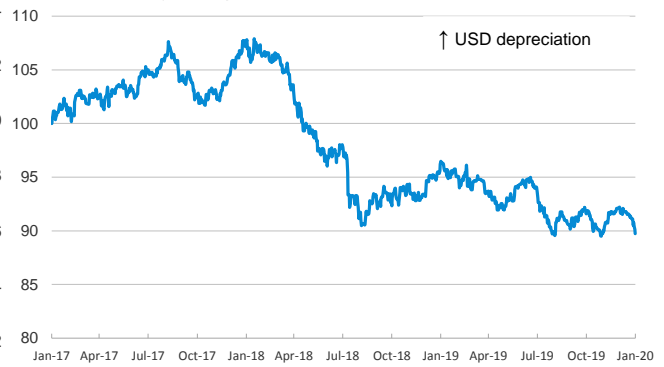
(Dollars per euro)



(GBP per euro)

Exchange rate: Emerging economies Index

Index (100=Three years ago)



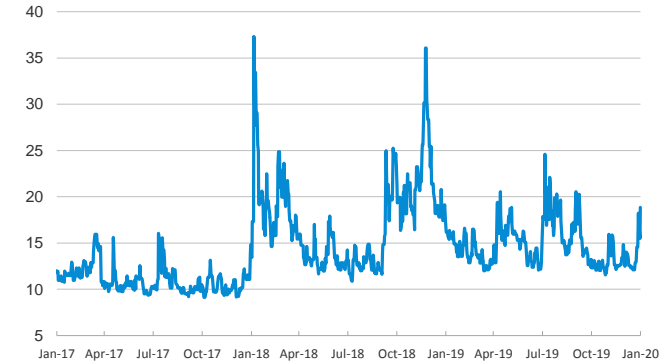
Brent oil price

(US\$/barrel)



Implied volatility on US stock markets

VIX Index



Notice regarding publication of the CaixaBank "Daily Report".

The "Daily Report" is a publication by CaixaBank Research that contains information and opinions from sources considered to be reliable. This document is for informative purposes only and CaixaBank is not liable in any way for any use made thereof. The opinions and estimates are those of the CaixaBank Research and are liable to change without prior notice.