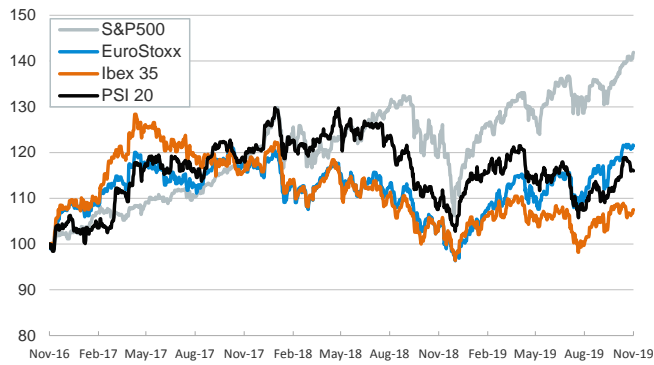


- ▶ Investors traded cautiously in yesterday's session as they wait for clearer signals that the U.S. and China will close the first phase of a trade deal.
- ▶ U.S. stocks nudged up and remain at historical highs, while the main euro area stock indices were mixed.
- ▶ In fixed-income markets, U.S. and core European sovereign yields edged lower while euro area peripheral spreads nudged up. In FX markets, the GBP weakened moderately after the release of polls showing a slight narrowing in the gap between the Conservatives and Labour.
- ▶ In oil markets, the barrel of Brent rose above \$64 ahead of today's weekly release of U.S. crude inventories.
- ▶ U.S. consumer confidence remains at high levels according to the latest Conference Board release (November: 125.5 points, slightly below October's 126.1).

Interest Rates (%)	11/26	11/25	Daily Change (basis points)	Weekly Change (basis points)	YTD (basis points)	YoY Change (basis points)
Eurozone						
ECB - Official Interest Rate (Refi)	0.00	0.00	0	0	0	0
Eonia	-0.45	-0.45	0	1	-9	-9
Swap Eonia (10Y)	-0.12	-0.10	-2	-2	-78	-86
3 months (Euribor)	-0.40	-0.40	1	1	-9	-8
12 months (Euribor)	-0.28	-0.28	0	-1	-16	-13
Germany - 2-Year Bond	-0.64	-0.63	-1	-1	-3	-6
Germany - 10-Year Bond	-0.37	-0.35	-2	-3	-61	-72
France - 10-Year Bond	-0.06	-0.04	-2	-3	-77	-79
Spain - 10-Year Bond	0.39	0.41	-2	-4	-103	-117
Portugal - 10-Year Bond	0.37	0.38	-1	0	-135	-151
Italy - 10-Year Bond	1.17	1.16	1	-8	-157	-212
Risk premium - Spain (10Y)	76	76	0	-1	-41	-44
Risk premium - Portugal (10Y)	75	73	2	3	-74	-79
Risk premium - Italy (10Y)	154	151	3	-4	-96	-140
US						
Fed - Upper Bound	1.75	1.75	0	0	-75	-50
3 months (Libor)	1.92	1.92	0	3	-89	-79
12 months (Libor)	1.94	1.94	0	0	-107	-119
2-Year Bond	1.58	1.61	-3	-2	-91	-125
10-Year Bond	1.74	1.76	-2	-4	-94	-132
Stock Markets	11/26	11/25	Daily Change (%)	Weekly Change (%)	YTD (%)	YoY Change (%)
CaixaBank	2.67	2.68	-0.1	0.4	-15.5	-26.7
Ibex 35	9325	9320	0.1	0.7	9.2	2.6
PSI 20	5175	5182	-0.1	-1.6	9.4	7.0
MIB	23547	23467	0.3	0.9	28.5	23.0
DAX	13236	13246	-0.1	0.1	25.4	17.0
CAC 40	5930	5925	0.1	0.3	25.3	19.0
Eurostoxx50	3706	3708	-0.1	0.2	23.5	17.0
FTSE 100	7403	7396	0.1	1.1	10.0	5.5
S&P 500	3141	3134	0.2	0.7	25.3	17.1
Nasdaq	8648	8632	0.2	0.9	30.3	22.1
Nikkei 225	23373	23293	0.3	0.3	16.8	6.5
MSCI Emerging Index	1048	1053	-0.5	-0.9	8.5	6.9
MSCI Emerging Asia	536	536	0.0	-0.5	10.4	8.2
MSCI Emerging Latin America	2625	2688	-2.3	-1.2	2.3	3.4
Shanghai	2907	2906	0.0	-0.9	16.6	12.9
VIX Index	11.54	11.87	-2.8	-10.3	-54.6	-39.3
Currencies	11/26	11/25	Daily Change (%)	Weekly Change (%)	YTD (%)	YoY Change (%)
EUR/USD	1.102	1.101	0.1	-0.5	-3.9	-2.4
EUR/GBP	0.86	0.85	0.3	0.0	-4.7	-3.3
EUR/CHF	1.10	1.10	0.2	0.2	-2.3	-2.5
USD/JPY	109.05	108.93	0.1	0.5	-0.6	-4.2
USD/CNY	7.03	7.04	0.0	0.1	2.3	1.2
USD/MXN	19.52	19.44	0.4	0.9	-0.7	-4.7
Commodities	11/26	11/25	Daily Change (%)	Weekly Change (%)	YTD (%)	YoY Change (%)
Global Commodities Index	78.7	78.6	0.1	1.0	2.5	-3.1
Brent (US\$/barrel)	64.3	63.7	1.0	5.5	19.5	6.7
Gold (US\$/ounce)	1461.4	1455.3	0.4	-0.8	14.0	20.3
Metal Index	191.0	189.0	1.1	0.3	4.0	1.5
Agricultural Index	250.6	252.5	-0.8	0.1	2.0	1.6

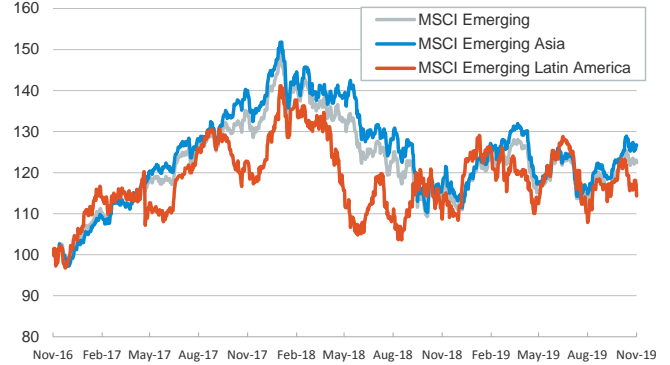
Main advanced stock markets

Index (100=Three years ago)



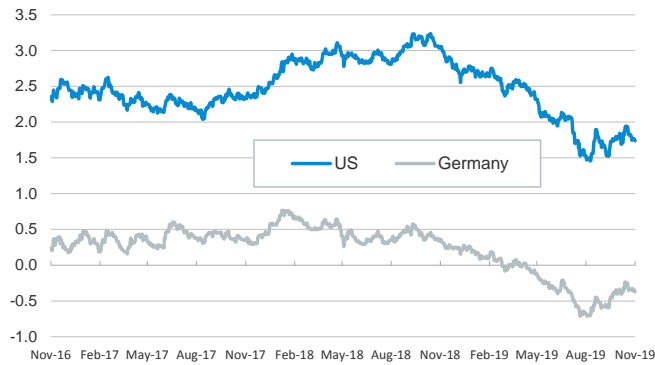
Emerging economies stock markets

Index (100=Three years ago)



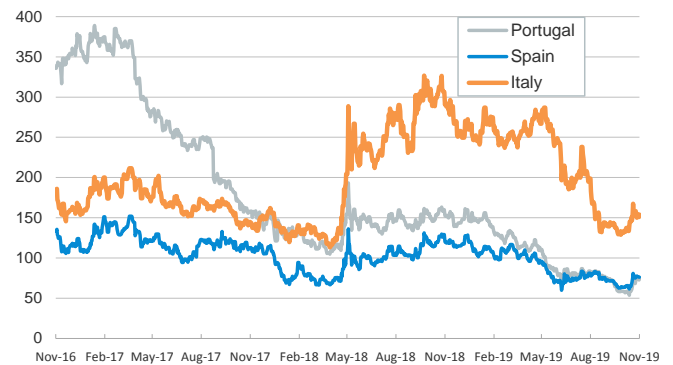
Yield on 10-year public debt: U.S. and Germany

(%)



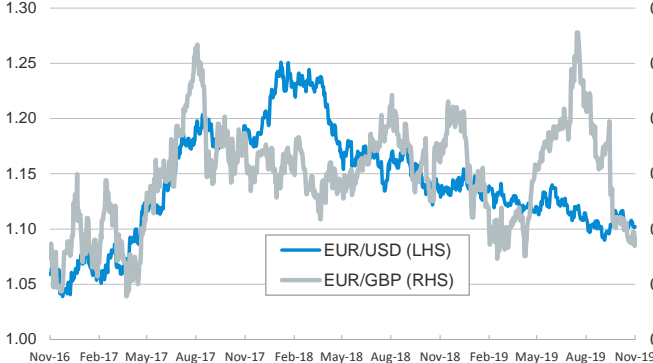
Risk Premium on 10-year debt: Italy, Spain, and Portugal

(basis points)



Exchange rate: Advanced-economy currencies

(Dollars per euro)



Exchange rate: Emerging economies Index

Index (100=Three years ago)



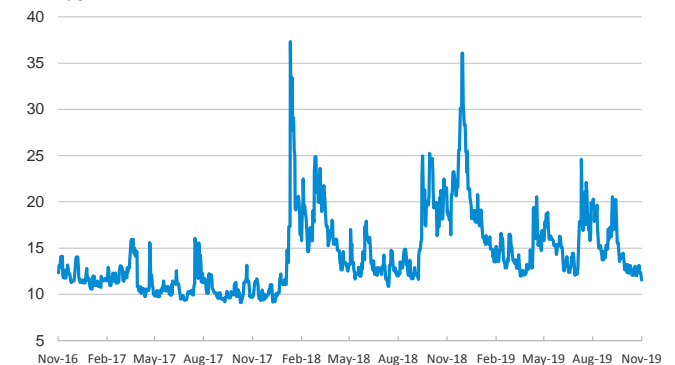
Brent oil price

(US\$/barrel)



Implied volatility on US stock markets

VIX Index



Notice regarding publication of the CaixaBank "Daily Report".

The "Daily Report" is a publication by CaixaBank Research that contains information and opinions from sources considered to be reliable. This document is for informative purposes only and CaixaBank is not liable in any way for any use made thereof. The opinions and estimates are those of the CaixaBank Research and are liable to change without prior notice.