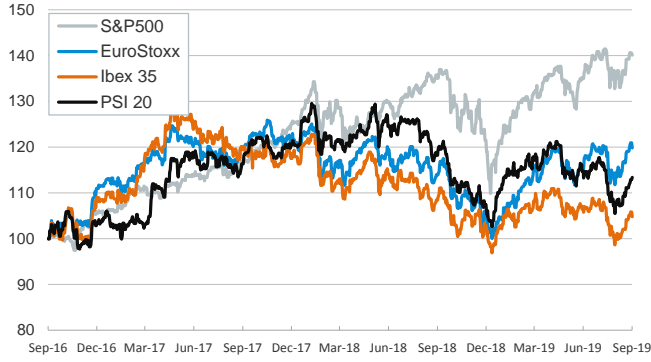


- ▶ Investors flew to safe-haven assets in the first session of the week as they reacted to the weekend's drone strike on Saudi Arabia's oil production facilities. Media reports suggested it could take months for Saudi oil production to return to normal, but markets cooled after Trump announced the U.S. would release emergency crude stockpiles.
- ▶ In this context, Brent oil prices surged by more than 14% (after having jumped by 20% at the start of the session, the biggest spike in almost 30 years), global stock markets declined and safe-haven flows drove sovereign yields down.
- ▶ In FX markets, the GBP weakened against most advanced economies' currencies after no signs of progress in Boris Johnson's Brexit meeting with EC President Jean-Claude Juncker.
- ▶ On the data front, Chinese indicators slowed down in August. In particular, industrial production growth decelerated to 4.4% (its weakest figure in 17 years) and retail sales growth nudged down to 7.5% (July: 7.6%).

Interest Rates (%)	9/16	9/13	Daily Change (basis points)	Weekly Change (basis points)	YTD (basis points)	YoY Change (basis points)
Eurozone						
ECB - Official Interest Rate (Refi)	0,00	0,00	0	0	0	0
Eonia	-0,37	-0,37	0	0	-1	0
Swap Eonia (10Y)	-0,22	-0,16	-6	13	-87	-101
3 months (Euribor)	-0,39	-0,40	1	4	-9	-8
12 months (Euribor)	-0,31	-0,33	2	5	-19	-14
Germany - 2-Year Bond	-0,73	-0,71	-2	13	-12	-20
Germany - 10-Year Bond	-0,48	-0,45	-3	11	-72	-94
France - 10-Year Bond	-0,20	-0,17	-3	8	-91	-97
Spain - 10-Year Bond	0,26	0,30	-5	4	-116	-123
Portugal - 10-Year Bond	0,27	0,32	-5	3	-145	-156
Italy - 10-Year Bond	0,84	0,88	-4	-10	-190	-200
Risk premium - Spain (10Y)	74	75	-1	-7	-44	-29
Risk premium - Portugal (10Y)	75	77	-2	-8	-73	-62
Risk premium - Italy (10Y)	132	133	-1	-21	-118	-106
US						
Fed - Upper Bound	2,25	2,25	0	0	-25	25
3 months (Libor)	2,14	2,14	0	0	-67	-20
12 months (Libor)	2,05	2,05	0	10	-96	-83
2-Year Bond	1,76	1,80	-4	17	-73	-102
10-Year Bond	1,85	1,90	-5	21	-83	-114
Stock Markets						
	9/16	9/13	Daily Change (%)	Weekly Change (%)	YTD (%)	YoY Change (%)
CaixaBank	2,39	2,40	-0,8	8,1	-24,6	-42,6
Ibex 35	9052	9138	-0,9	0,5	6,0	-3,7
PSI 20	5072	5049	0,4	2,1	7,2	-4,8
MIB	21969	22181	-1,0	-0,1	19,9	4,1
DAX	12380	12469	-0,7	1,3	17,2	2,3
CAC 40	5602	5655	-0,9	0,2	18,4	4,7
Eurostoxx50	3518	3550	-0,9	0,7	17,2	5,2
FTSE 100	7321	7367	-0,6	1,2	8,8	0,3
S&P 500	2998	3007	-0,3	0,7	19,6	3,8
Nasdaq	8154	8177	-0,3	0,8	22,9	3,3
Nikkei 225	21988	21988	0,0	3,1	9,9	-4,8
MSCI Emerging Index	1027	1027	0,0	1,6	6,3	1,0
MSCI Emerging Asia	516	517	-0,2	1,3	6,3	-1,5
MSCI Emerging Latin America	2709	2709	0,0	1,4	5,6	10,0
Shanghai	3031	3031	0,0	0,2	21,5	14,3
VIX Index	14,67	13,74	6,8	-3,9	-42,3	7,2
Currencies						
	9/16	9/13	Daily Change (%)	Weekly Change (%)	YTD (%)	YoY Change (%)
EUR/USD	1,100	1,107	-0,7	-0,4	-4,1	-5,8
EUR/GBP	0,89	0,89	-0,1	-1,1	-1,5	-0,3
EUR/CHF	1,09	1,10	-0,4	-0,3	-2,9	-2,9
USD/JPY	108,12	108,09	0,0	0,8	-1,4	-3,3
USD/CNY	7,07	7,08	-0,2	-0,8	2,7	3,1
USD/MXN	19,44	19,41	0,2	-0,7	-1,1	3,2
Commodities						
	9/16	9/13	Daily Change (%)	Weekly Change (%)	YTD (%)	YoY Change (%)
Global Commodities Index	81,4	78,7	3,4	3,8	6,1	-0,9
Brent (US\$/barrel)	69,0	60,2	14,6	10,3	28,3	-11,6
Gold (US\$/ounce)	1498,4	1488,7	0,7	0,0	16,8	24,7
Metal Index	198,4	201,8	-1,7	-0,4	8,1	3,7
Agricultural Index	243,9	240,7	1,3	5,5	-0,7	2,5

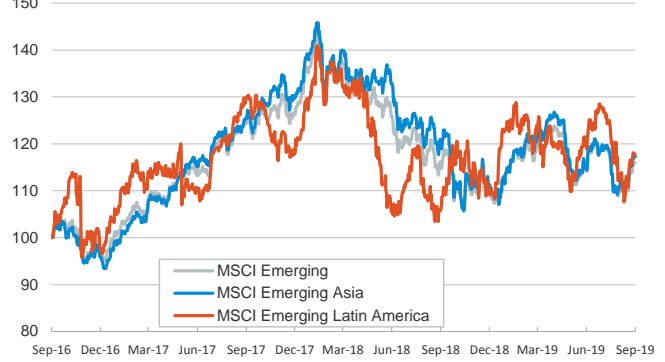
Main advanced stock markets

Index (100=Three years ago)



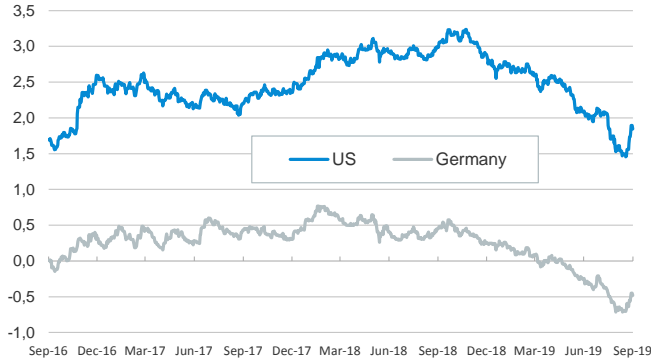
Emerging economies stock markets

Index (100=Three years ago)



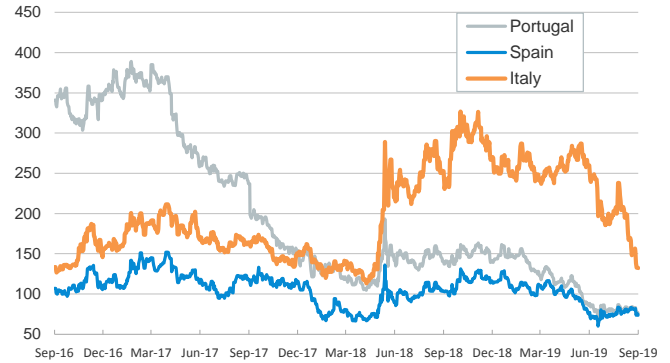
Yield on 10-year public debt: U.S. and Germany

(%)



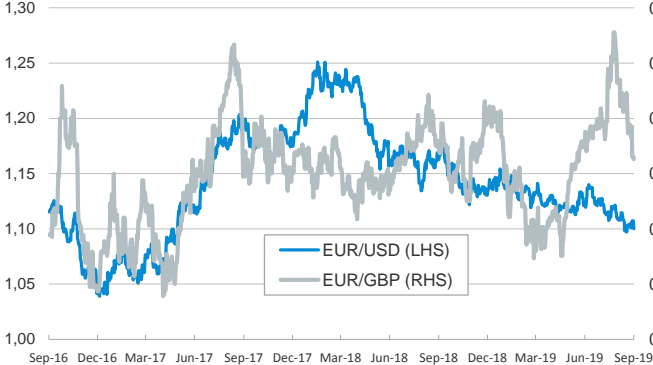
Risk Premium on 10-year debt: Italy, Spain, and Portugal

(basis points)



Exchange rate: Advanced-economy currencies

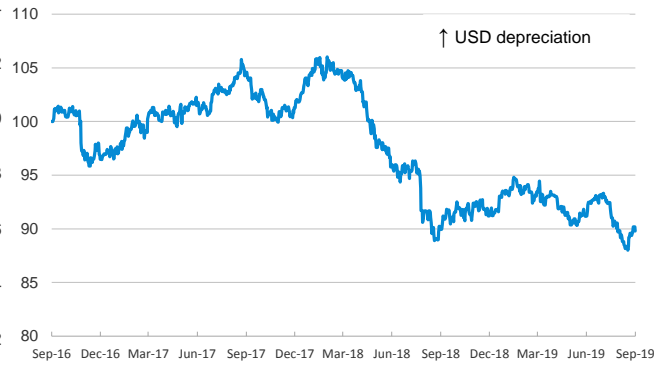
(Dollars per euro)



(GBP per euro)

Exchange rate: Emerging economies Index

Index (100=Three years ago)



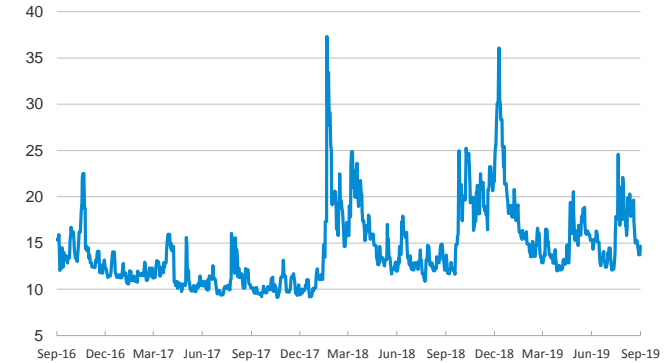
Brent oil price

(US\$/barrel)



Implied volatility on US stock markets

VIX Index



Notice regarding publication of the CaixaBank "Daily Report".

The "Daily Report" is a publication by CaixaBank Research that contains information and opinions from sources considered to be reliable. This document is for informative purposes only and CaixaBank is not liable in any way for any use made thereof. The opinions and estimates are those of the CaixaBank Research and are liable to change without prior notice.