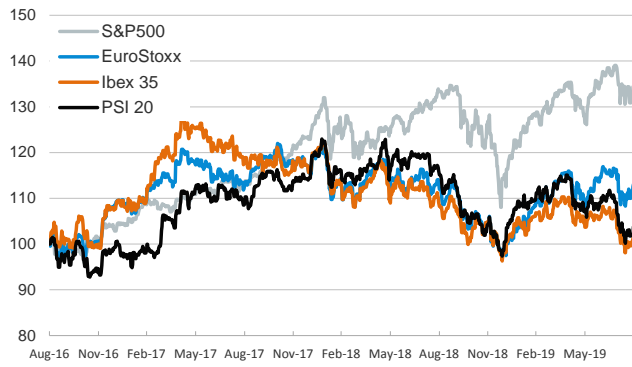


- ▶ On Friday, markets ended a turbulent August with modest stock market increases and sovereign yields fluctuating around year-lows. On Sunday, the latest round of U.S. tariffs on Chinese imports (15% on \$112bn-worth of goods) came into effect –as did retaliatory levies by China.
- ▶ U.S. data released on Friday showed strong consumer spending (real PCE spending: +0.4% mom) and mild inflationary pressures (core PCE inflation at 1.6%) in July. Yet, in August the University of Michigan's consumer sentiment index posted its largest monthly decline (-8.6 points to 89.8) since 2012.
- ▶ In emerging markets, S&P cut Argentina's credit rating to CCC- and, over the weekend, the government reintroduced currency controls to defend the peso.
- ▶ This week the focus will be on August soft indicators for the euro area and the U.S. August labor market report.

Interest Rates (%)	8/30	8/29	Daily Change (basis points)	Weekly Change (basis points)	YTD (basis points)	YoY Change (basis points)
Eurozone						
ECB - Official Interest Rate (Refi)	0.00	0.00	0	0	0	0
Eonia	-0.36	-0.37	1	0	0	-2
Swap Eonia (10Y)	-0.49	-0.49	0	-6	-114	-116
3 months (Euribor)	-0.43	-0.43	-1	-2	-12	-11
12 months (Euribor)	-0.38	-0.38	-1	-3	-27	-22
Germany - 2-Year Bond	-0.93	-0.91	-2	-4	-32	-32
Germany - 10-Year Bond	-0.70	-0.69	-1	-2	-94	-103
France - 10-Year Bond	-0.41	-0.41	1	-3	-111	-109
Spain - 10-Year Bond	0.11	0.10	0	-3	-131	-137
Portugal - 10-Year Bond	0.13	0.13	0	-4	-160	-180
Italy - 10-Year Bond	1.00	0.98	1	-32	-174	-223
Risk premium - Spain (10Y)	81	80	1	-1	-37	-34
Risk premium - Portugal (10Y)	83	82	1	-1	-66	-77
Risk premium - Italy (10Y)	170	167	2	-29	-80	-121
US						
Fed - Upper Bound	2.25	2.25	0	0	-25	25
3 months (Libor)	2.14	2.13	1	0	-67	-18
12 months (Libor)	1.97	1.96	1	-6	-104	-87
2-Year Bond	1.50	1.52	-2	-3	-99	-113
10-Year Bond	1.50	1.49	1	-4	-118	-136
Stock Markets						
	8/30	8/29	Daily Change (%)	Weekly Change (%)	YTD (%)	YoY Change (%)
CaixaBank	2.06	2.08	-0.9	1.6	-34.9	-46.6
Ibex 35	8813	8794	0.2	1.9	3.2	-6.2
PSI 20	4888	4814	1.5	2.0	3.3	-9.9
MIB	21323	21398	-0.4	4.1	16.4	5.2
DAX	11939	11839	0.8	2.8	13.1	-3.4
CAC 40	5480	5450	0.6	2.9	15.8	1.4
Eurostoxx50	3427	3411	0.5	2.8	14.2	1.0
FTSE 100	7207	7184	0.3	1.6	7.1	-3.0
S&P 500	2926	2925	0.1	2.8	16.7	0.9
Nasdaq	7963	7973	-0.1	2.7	20.0	-1.8
Nikkei 225	20704	20461	1.2	0.0	3.4	-9.5
MSCI Emerging Index	984	970	1.5	1.1	1.9	-6.8
MSCI Emerging Asia	496	489	1.4	1.0	2.2	-9.4
MSCI Emerging Latin America	2601	2555	1.8	2.7	1.4	5.6
Shanghai	2886	2891	-0.2	-0.4	15.7	5.9
VIX Index	18.98	17.88	6.2	-4.5	-25.3	47.6
Currencies						
	8/30	8/29	Daily Change (%)	Weekly Change (%)	YTD (%)	YoY Change (%)
EUR/USD	1.098	1.106	-0.7	-1.5	-4.2	-5.3
EUR/GBP	0.90	0.91	-0.4	-0.6	0.6	1.0
EUR/CHF	1.09	1.09	-0.2	0.2	-3.3	-3.2
USD/JPY	106.28	106.52	-0.2	0.8	-3.1	-4.3
USD/CNY	7.16	7.14	0.2	0.9	4.0	4.8
USD/MXN	20.06	20.14	-0.4	0.7	2.1	5.1
Commodities						
	8/30	8/29	Daily Change (%)	Weekly Change (%)	YTD (%)	YoY Change (%)
Global Commodities Index	77.0	77.5	-0.6	1.2	0.4	-8.0
Brent (US\$/barrel)	60.4	61.1	-1.1	1.8	12.3	-21.9
Gold (US\$/ounce)	1520.3	1527.7	-0.5	-0.4	18.5	26.5
Metal Index	194.1	192.0	1.1	2.7	5.7	-1.9
Agricultural Index	233.9	234.6	-0.3	-0.1	-4.8	-4.5

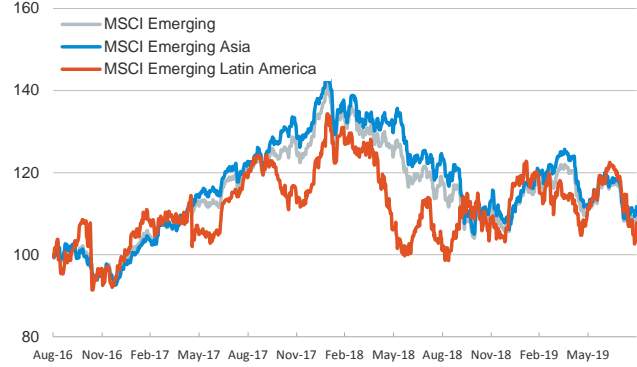
Main advanced stock markets

Index (100=Three years ago)



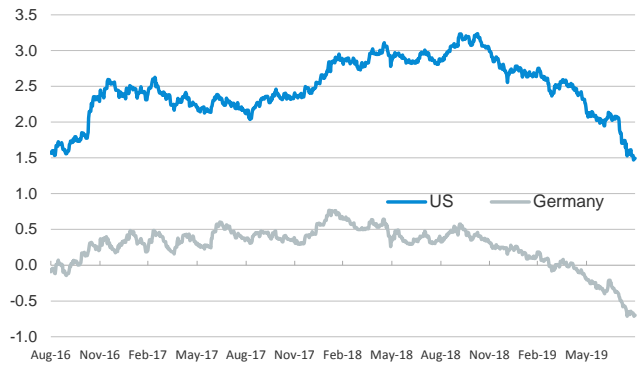
Emerging economies stock markets

Index (100=Three years ago)



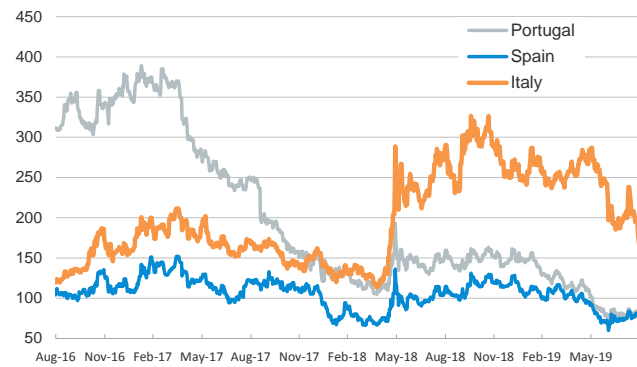
Yield on 10-year public debt: U.S. and Germany

(%)



Risk Premium on 10-year debt: Italy, Spain, and Portugal

(basis points)



Exchange rate: EUR/USD

(Dollars per euro)



Exchange rate: Emerging economies Index

Index (100=Three years ago)



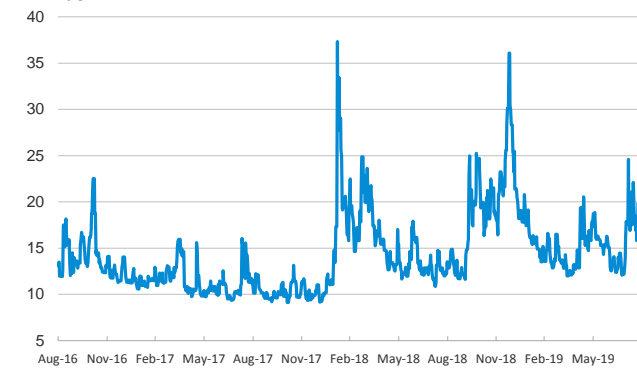
Brent oil price

(US\$/barrel)



Implied volatility on US stock markets

VIX Index



Notice regarding publication of the CaixaBank "Daily Report".

The "Daily Report" is a publication by CaixaBank Research that contains information and opinions from sources considered to be reliable. This document is for informative purposes only and CaixaBank is not liable in any way for any use made thereof. The opinions and estimates are those of the CaixaBank Research and are liable to change without prior notice.